

# Rolleicord Va

the



# 5 -Format Camera

## FEATURES

**Taking lens:** Schneider Xenar f:3.5/75 mm

**Viewing lens:** Heidosmat f:3.2/75 mm

Both lenses are anti-reflection coated. Double bayonet mounts (both inside and outside of mount is used for various accessories) circle the lenses, bayonet size I, taking optical accessories, lens hood and Rolleiflash. Light metal lens cap.

**Synchro-Compur Shutter**, fully synchronized for all types of flash (M and X contact). Self-timer with approximately ten seconds delay. Click stop shutter speeds  $\frac{1}{500}$ th – 1 sec. and B (time exposures). Two side control levers for diaphragm and shutter speeds, cross-coupled for working with light value scale. Figures visible through individual windows from above. The shutter is cocked and released by the action of a single lever. Double exposure prevention device for roll film, may be released at will for intentional double or multiple exposures. Socket for cable or body release. Locking device for flash cord plug.

**Viewer:** Folding focusing hood with simple, single motion manipulation. Focusing magnifier (2.5 times) covers entire picture area. Direct open viewfinder for eye-level framing, after focusing. Finest grain, optically polished ground glass screen with cross lines for convenient leveling of the camera. Very bright viewing and focusing image, always visible, right side up, and under constant control. Viewing image identical to that of finished picture in format, size and content. Automatic parallax compensation.

**Focusing** by means of large, easy to handle focusing knob and special double cam drive. Smooth, precise focusing with no play or backlash throughout complete focusing range; from  $\infty$  to three feet in one turn of knob. Depth of field scale. Film reminder DIN/ASA.

**Film transport** with automatic stop. Film used in camera: 120 for 12 pictures 6 x 6. Starting film by means of starting marks while back is still open (no red window). Large focusing knob. Interchangeable film counter mechanism for converting to 16 frames  $1\frac{5}{8} \times 1\frac{5}{8}$ " ;  $1\frac{5}{8} \times 2\frac{1}{8}$ " or 24 frames 24 x 36 mm.; Bantam (accessory kits). Film pressure plate adjustable for using either 120 (BII8) film or 35 mm. cinefilm (up to 36 exposures 24 x 36 mm. with Rolleikin 3.5 accessory kit). Detachable back with tripod bushing, locking catch and LVS table.

Dimensions: height 5-5/8", width 3-15/16", depth 3-7/8".  
Weight: 31 oz. approx.

## Take pictures the new, more economical way

The interchangeable 12, 16 and 24 frame and counter mechanisms have brought added versatility to the Rolleicord! Using 120 (BII) film, you can choose format and number of pictures according to your needs:

### 12 pictures $2\frac{1}{4} \times 2\frac{1}{4}$ " (6 x 6 cm.)

The ideal full-size format for negative work, for giant size enlargements and for large size ( $2\frac{1}{4} \times 2\frac{1}{4}$ " ) color slide projection.

### 16 pictures $1\frac{5}{8} \times 1\frac{5}{8}$ " or $1\frac{5}{8} \times 2\frac{1}{8}$ " (your choice)

Your gain - 4 additional pictures.

$1\frac{5}{8} \times 1\frac{5}{8}$ " (4 x 4 cm.) - The large format of miniature photography, best 2 x 2" color slides to fit miniature projectors, fully utilizing covering power of condenser and filling the square screen.

$1\frac{5}{8} \times 2\frac{1}{8}$ " (4 x 5.5 cm.) - The horizontal format for panoramic subjects (landscapes) and for series of technical and scientific pictures (screen photography).

### 24 pictures 24 x 36 mm. or Bantam (your choice)

Your gain - 12 additional pictures - no change of film, each picture at half the cost.


$1 \times 1\frac{1}{2}$ " (24 x 36 mm.) - Internationally accepted miniature format, especially suitable for economical picture series on color transparency films (vacation trips, landscapes).

**Bantam** (28 x 40 mm.) - Economical format for small sections with telephoto effect (distant sport scenes, landscapes, small distant objects, close-ups with Rolleinar lenses).

The interchangeable counter dial mechanism forms the basis for the universal applicability of the Rolleicord Va. The camera is normally supplied with the 12 picture counter for 6x6 operation on 120 film. The additional accessory devices

### 16 exposure kit $1\frac{5}{8} \times 1\frac{5}{8}$ " ; $1\frac{5}{8} \times 2\frac{1}{8}$ " and 24 exposure kit 24 x 36 mm. ; Bantam



convert the Rolleicord Va into the Five-Format Camera. In each set a leather case holds the parts required: counter dial mechanism (converting to either 16 or 24 picture operation), film gate mask with notched edges for the second, smaller format, two ground glass masks and two direct viewfinder masks (one for each of the two sizes in the respective set). Converting the camera, before loading, to the number of pictures desired is a matter of seconds. You can choose between  $1\frac{5}{8} \times 1\frac{5}{8}$ " and  $1\frac{5}{8} \times 2\frac{1}{8}$ " and also between 24 x 36 mm. and Bantam even after the camera is loaded. The Rolleicord Va offers the advantages of film-saving choice of format to all who like versatility or who appreciate lower costs.



The Rolleicord Va, with interchangeable counter dial mechanism, for the first time offers a practical, logical solution to the choice of picture formats.


WITH SCHNEIDER XENAR 3.5 / 75 mm.  
SYNCHRO-COMPUR MXV SHUTTER (1/500th - 1 sec.)  
WITH LIGHT VALUE SCALE AND SELF-TIMER

\$ 124.55




◀ **To change counter mechanism:** Open back, loosen screw ①, exchange counter dial mechanism ② and tighten screw.

Insert film gate mask with spring-tensioned sliding edge - press against springs and let it catch behind film gate frame.



◀ Slip ground glass mask under clip at the front ①, drop rear into place and fasten by pressing locking lever ②. Figures on mask must be legible right-side-up.

Slip direct viewfinder mask (white dotted side) under pin lip at the top ① and press down at sides to engage fastenings.



# THE PRACTICAL ACCESSORIES

\$

- 14.95 **Eveready Case**
- 29.95 **Metal Eveready Case** with desiccant cartridge
- 1.50 **Desiccant Cartridge**

- 4.95 **Lens Hood**
- each 14.95 **Rolleinar Lenses**, with parallax correction, set 1: 40-18", set 2: 20-12"
- each 4.95 **Rollei Filters**: light yellow, medium yellow, light green, green, light blue, orange, light red, infra-red, UV-protection-filter. - H 1 filter (for long distance with daylight-color film)
- each 6.95 **Rollei Color Conversion Filters**: R 2, R 5, R 11, to correct for excessive blue in color photographs. B 2, B 5, B 11 to correct for excessive red.

- 16.95 **Rolleipol** Polarising Screen
- each 8.95 **Rolleisoft**, diffusing lenses 0 and 1

- 59.95 **Leather Case** for 1 lens hood, 2 Rolleinar sets and 5 filters. With or without contents.

- 14.85 **Leather Case** for 1 lens hood and 2 filters, 2.95 supplied with or without contents.

- 39.95 **Leather Case** for 6 color conversion filters. 3.95 With or without contents.

- 24.95 **Rolleiflash Attachment**

- 14.95 **Extension Flashholder Rolleiflash comb.** with Connecting Cord 80"

- 4.50 **Boxin Case** for 1 Rolleiflash + 1 Rolleiflash comb.

- 2.75 **Extension Cord** for Flash-Attachment 10 ft.

- 2.75 **Extension Cord** for Rolleiflash comb. 10 ft.

- 2.00 **Flash Connecting Cord** 32"

- 2.75 **Connecting Cord** for Rolleiflash comb. 80"

- 7.50 **16 Exposure Kit** 1<sup>5</sup>/<sub>8</sub> x 1<sup>5</sup>/<sub>8</sub>" ; 1<sup>5</sup>/<sub>8</sub> x 2<sup>1</sup>/<sub>4</sub>"

- 7.50 **24 Exposure Kit** 24 x 36 mm.; Bantam

- 39.95 **Cut-Film and Plate Adapter Outfit**, comprising: 1 Adapter Back, 3 Cut-Film or Plate Holders, 3 Cut-Film Sheaths

- 12.95 **Adapter Back**

- 8.95 **Special Cut-Film or Plate Holder**

- .40 **Cut-Film Sheath**

- 2.95 **Leather Case** for 2 cut-film or plate holders

- 6.95 **Direct Focusing Screen**

- 34.95 **Rolleikin 3.5** (35 mm attachment)

- 5.95 **Rolleifix** tripod head

- 13.95 **Panorama Head**

- 4.95 **Rolleigrid Lens**

- .75 **Body Release**

Prices subject to change without notice

