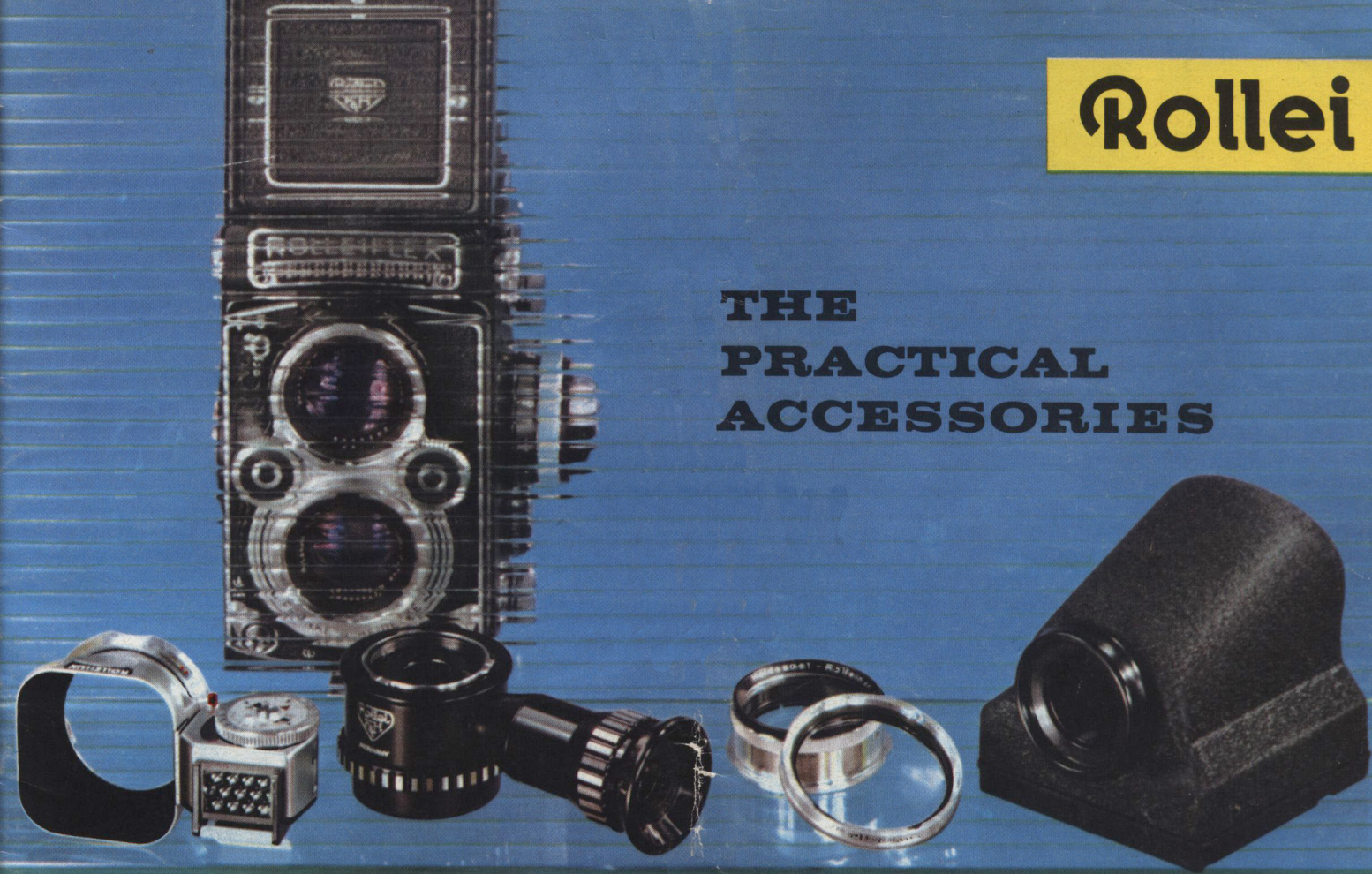


Rollei

**THE
PRACTICAL
ACCESSORIES**





Please consult your photographic dealer for the prices of the various Practical Accessories if this folder does not contain a separate price sheet. The numbers following the accessory listings refer to the corresponding numbers in the price sheet. When ordering accessories, it is advisable to specify camera serial number as well as lens type and lens number.

Correct Exposure

Lens Hood

The lens hood (→ 101) is useful and necessary if the lens is subjected to the influence of strong light sources and reflections (beach, water, snow, artificial light) or rain and water splashes. To be on the safe side, use it regularly. It's always worth it – brilliance and color fidelity of the picture will greatly improve.

Rolleilux


Available in bayonet size I (for Tessar, Xenar, or Triotar f : 3.5)

For most accurate results, an exposure meter should be firmly attached to the camera, with the exposure reading visible from the shooting position. These advantages are combined by the Rolleilux (→ 102) in a very practical way: the hinged exposure meter with the lens hood lets you make combined use of two accessories. Placed right beside the lens, it is conveniently in view at all times. While you are selecting your subject, the follow-up pointer determines exposure value and speed/stop combinations. Incident light measurements with diffusor are also possible. The gray or brown leather container, matching the camera case, is attached to the neck strap and keeps the Rolleilux handy at all times.

Exposure Meter for Installation

for Rolleiflex 2 $\frac{1}{4}$ x2 $\frac{1}{4}$ " designed for subsequent fitting.

This item (→ 103) consists of nameplate with photo electric cell, measuring instrument (meter) and incident light diffusor. Installation is easy and simple. You can ask your dealer to do it for you.



Taking Close-ups

For Macro Photography: Rolleinars

Rolleinars start you off to a journey leading to a world of new discoveries in macro photography. Rolleinars are supplementary lenses, used in pairs on the Rollei lenses. They permit you to by-pass your normal focusing range and decrease your focusing distance to 45 (17³/₄"), 32 (12¹/₈") or 24 cms (9¹/₂"), according to the Rolleinar set used. You shoot as usual, with no increase in exposure, observing the properly framed picture on the viewing screen. All Rolleinars are fully parallax corrected, of course. By reducing the taking distance, the reproduction ratio can be increased up to 1/3 of actual subject size: thus only a 3 x enlargement is needed to produce a 1 : 1 macro effect.

Rolleinars are available in three matched sets

Rolleinar 1 for shots within the range 39¹/₂–17³/₄" (→ 201)

Rolleinar 2 for shots within the range 19³/₄–12¹/₈" (→ 201)

Rolleinar 3 for shots within the range 12¹/₂– 9¹/₂" (→ 202).

The focusing range of the Tele-Rolleiflex is different from that of the standard Rolleis. Two additional Rolleinar sets in twin mounts are available for this camera. They can be combined with any of the regular Rolleinars to cover the entire focusing range without interruption.

Rolleinar 0.35 (Tele-Rolleiflex) – Range 9¹/₂" –4'5" (→ 203)

Rolleinar 0.7 (Tele-Rolleiflex) – Range 4'6¹/₂"–3'1¹/₂" (→ 204).



The Lens Accessories

are supplied in three sizes:

- I (4 x 4) for Rolleiflex 4 x 4
- I (6 x 6) for Rollei 6 x 6
with Tessar, Xenar, Triotar
- II for Rolleiflex 6 x 6
with Planar or Xenotar f : 3.5
- III for Rolleiflex 6 x 6
with Planar or Xenotar f : 2.8
and Sonnar f : 4.



Rolleinar 2

Heinz Krause

Like the Rollei lenses, all optical accessories have an abrasion-resistant anti-reflection coating. Thus the considerably increased picture brilliance is maintained fully when using the lens accessories. A special double coating, individually adjusted for each filter color, enhances the filter effect for maximum contrast in the individual transmission range.

Flash Pictures with the Rollei

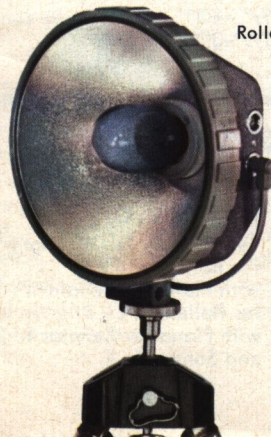
Rolleiflex 2 – the Universal Flashgun

Whether you want to shoot at night or fill in some shadows during the day: the Rolleiflex 2 (→ 301) is the ideal flashgun for your Rolleiflex. Bulbs with three different bases (including European type baseless bulbs) can be used, right-size flash bulbs are obtainable anywhere. A variable reflector permits adjustment for wide-angle coverage or concentrated beam for long shots – in accordance with subject distance or picture format used. An adjustable dial indicates the proper f: stop for each distance. Further extension units "Rolleiflex comb 2" (→ 302) can be hooked up to fire 2 or 3 flashes simultaneously – for special effects or for illumination of large areas. Additional features: test lamp, bulb ejector, hand firing button, detachable holding arm.

Other accessories: Carrying case for 1 flashgun (→ 303) · 10' cord (→ 304) · 32" cord (→ 305) · Coiled cord 1 1/3' (→ 306) · Connector for 2 cords (→ 307).



Elisabeth Hase



Rolleiflex comb 2



Rolleiflex 2, closed

Color as you desire

Rollei Color Conversion Filters

The color rendition of color films changes with the light falling on the subject. Proper balance is re-established by the use of color conversion filters. These filters enable you to restore natural color rendition or to change the color balance to suit your own taste. 2 sets of 4 each filters are the palette of the color photographer: the reddish-brown R-type filters eliminate excessive blue. The blue B-type filters excessive red. By nesting two filters of one type, the basic strengths 1, 2, 5 and 11 (Decamired numbers) can be varied even further. The most widely used filters in daylight: R 1 and R 2 (with "skylight" filter effect) – B-type filters serve for correcting daylight color film to artificial illumination. The 8 filters are available individually (→ 401) or as a set of 6 in leather container (→ 402).

H 1-Filter for Distance Shots

A colorless filter (→ 403) for daylight color film. It reduces the atmospheric haze in distance shots. Recommended for general use in color photography. (Available in bayonet size I only. The Planar, Xenotar and Sonnar lenses have the inherent characteristics of the H 1-filter.)



Leather Case
with 6 color conversion filters



Hans Gabriel





Orange Filter

Rudi Herzog

Filtering

Rollei Filters for Black and White Photography

Rollei filters (\rightarrow 501) add atmosphere to your pictures: light (-1)* and medium yellow (-1.5)* filters create clouds and snow shadows, light green (-1)* and green (-1.5)* produce a better tonal separation of greens and foliage. Orange filters (-1.5 to -3)*, and more so red filters (-2 to -3.5)* darken the sky to dramatic proportions, if desired and improve visibility on hazy days. The blue filter (-1.5)*, on the other hand, increases fog and atmospheric haze. Very often filters are needed to separate more clearly colors of identical intensity: contrast is increased, and the film records the filtered colors with more clarity and detail.


Special Filters for black and white photography:

UV Protection Filter (-0.5)* – important protection against contrast-decreasing ultra violet rays in high altitudes above 6000 feet and on the sea, if none of the aforementioned filters is being used.

Infrared Filter, made especially for infrared material, transmits dark red above 700 $m\mu$ and infrared with ground-in focus compensation. To be used for moonlight effects, to penetrate haze, and many scientific applications.

Neutral Density Filters 2 and 4 (-2 and -4)*, to reduce the exposure value (to be able to use a wide range of speed/stop combinations) when working with ultra high speed films (black and white and color).

* Figures given in brackets indicate exposure value corrections.



For Soft Focus


Rolleisoft

Rolleisoft (→ 601) transforms the needle-sharp Rollei picture into an image of lesser sharpness (not unsharpness), preferred especially in portraits: the skin is straightened, indiscrete wrinkles disappear the photocosmetic way, without any further retouching. The critical lens now works as a soft focus lens. Rolleisoft is used in strengths 0 and 1 and attached like a filter (no exposure increase). The effect can be observed on the focusing screen, the best results being obtained with back lighting: Rolleisoft makes highlights look like glamorous halos and creates a highly artistic mood – an accessory for the photographic connoisseur.



Rolleisoft 1

C. Albrand



C. Albrand




Reflection Control


Rolleipol

The polarizing screen (→ 602) is a marvelous tool: just a slight turn of the filter in front of the lens eliminates the unwanted reflections from shiny, non-metallic surfaces. Reflecting windows and glasses become transparent, the surface structure of polished materials appears, the light penetrates through the reflecting surface. Rolleipol helps where other accessories fail. Also very useful for correcting the color rendition of landscapes and scenic views on color films darkening the sky without changing the other colors. Exposure value correction: -1.5.

Rollei as a Miniature Camera —



4 x 5.5 cm
1⁵/₈ x 2¹/₄"



4 x 4 cm
1⁵/₈ x 1⁵/₈"



28 x 40 mm
1¹/₈ x 1⁵/₈"



24 x 36 mm
1 x 1¹/₂"

Erich Bauer

The universal 2¹/₄ x 2¹/₄" negative format is only one of Rollei's possibilities, as this camera meets special requirements also. If the subject does not cover the entire negative area, or you want to create a tele effect by using a reduced format, or if you wish to avoid changing rolls during a picture series or make more economical use of the film — just a few simple operations and Rollei is transformed into a miniature camera.

Using Rollfilm: 16 Exposures 4 x 5.5 cm (1⁵/₈ x 2¹/₄") or 4 x 4 cm (1⁵/₈ x 1⁵/₈") — Rolleiflex T and Rolleicord Va

Accessories needed: For the Rolleiflex T the Mask Set 16 (→ 701). For the Rolleicord Va the 16 Exposure Kit (→ 702), also available with a set of special masks for oscilloscope photography (→ 703). 16 exposures instead of 12 mean a 25% savings per picture. You can freely choose between the panorama size 1⁵/₈ x 2¹/₄" and the Super Slide 1⁵/₈ x 1⁵/₈", the large size of miniature photography — even after the camera is loaded.

Using Rollfilm: 24 Exposures 28 x 40 or 24 x 36 mm — Rolleicord Va

Accessories needed: For the Rolleicord Va the 24 Exposure Kit (→ 702), also available with a special set of masks for oscilloscope photography (→ 703). Choice of the two formats at any time.

Using 35 mm Film: 20 to 36 Exposures 24 x 36 mm — All models except Rolleiflex T and Rolleiflex 4 x 4

Accessories needed: Rolleikin attachment (→ 704), for use with any 2¹/₄ x 2¹/₄" Rollei with two-format back (adjustable film pressure plate). Separate film counter with double exposure prevention. Film transport as usual by crank rewind mechanism. Provision for changing partly exposed film.

— as a Plate Camera

2 1/4 x 2 1/4" Adapter for Cut Film and Plates

Plates and especially cut film (for color!) have quite a number of advantages: you can take individual exposures when in a hurry, use repro material and special emulsions, adjust processing for any desired effects and obtain a finished picture without delay. Excellent for Micro and Macro Photography. This is the practical value of the Rolleiflex Plate Adapter. It uses 2 1/2 x 3 1/2" plates or cut film for 2 1/4 x 2 1/4" pictures. The basic adapter outfit (→ 801) consists of: 1 plate and cut film back to be exchanged for the regular camera back plus 3 plate and cut film holders, with cut film sheaths. Also available, individually, are: Adapter back (→ 802), plate and cut film holders (→ 803), cut film sheath (→ 804), leather case (→ 805) for 2 holders and ground glass rear focusing screen (→ 806), for direct focusing through the taking lens.


Optically Flat Glass Plate 2 1/4 x 2 1/4" for Rollfilm

A further assurance for perfect sharpness, the plane parallel glass plate (→ 807) increases the exactness of Rolleiflex precisely engineered film channel to the obtainable maximum. The glass keeps the film positively flat like a plate, providing maximum detail and resolution for extremely exacting enlargements. Used with Rolleiflex models 3.5 F (above No. 2 230 000), 2.8 E₂ and 2.8 F. Spare glass plates are obtainable individually (→ 808).



Above: Rolleikin · 16 Exposure Kit

Below: Plate Adapter · Plane Parallel Glass Plate



For the Hand

Pistol Grip

As the name implies, a grip handle shaped (→ 901) to fit the hand with trigger and cable release. The left hand remains free for focusing. The pistol grip is a valuable tool for press work and action shots or for convenient eye-level focusing with direct view finder or penta prism. The handle has provision for attaching a flash bracket. The Rolleiflex-type quick-fastening clamp (→ 902) facilitates attachment of the camera.

Pistol Grip and Rolleiflex can be used with all Rollei models provided with groove on the edge of the tripod socket (see the illustration).



C. Albrand


For the Tripod


Panorama Head

Rollei even lets you take landscapes composed of two or more individual pictures – the panorama head (→ 1001) is the “Super Wide Angle” used in landscape photography with a Rollei. This tripod head delivers a complete 360° panorama with 10 consecutive exposures; a self-locking push button secures the camera in shooting position. After matching the individual exposures, they are mounted to form the panorama. Very often two or three pictures are sufficient to create a wide angle effect with the standard Rollei focal length.

Rolleiflex Tripod Head

Rolleiflex (→ 1002) eliminates the conventional, time consuming method of screwing the camera onto a tripod: just slide the Rollei forward into the retaining grooves and throw locking lever upward to secure the camera. The tripod attachment remains fixed to the tripod or flash gun bracket. Within seconds, the Rollei is safely and firmly mounted or removed.






For the Microscope

Rollei Micro Attachment

A versatile accessory for all microphotographic applications, combining the precision of both camera and microscope to achieve perfect results: the square negative format makes full use of the circular micro image allowing extreme enlargement factors for maximum detail. Only a 3 x linear enlargement will provide the same magnification as that obtained visually with the microscope. Further magnification to extreme sizes is easily obtained when projecting the micro slides. – The micro tube (→ 1101) alone permits taking photographs of non-moving subjects; after focusing through the viewing lens, the tube is fastened to the taking lens for the actual exposure. For taking moving subjects, with or without oil immersion, the right-angle micro prism (→ 1102) is required. Through its viewing system, the subject may be observed at all times for constant control of focus and field. Interchangeable bayonet rings (→ 1103) in 4 sizes permit attachment of the unit to the bayonet lens mount of all Rollei models.

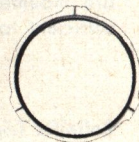
Micro Tube



Micro Prism



Bayonet Ring




Dr. W. Faasch. Crystal formation by polarized light, approx. 100x

Under Water

Rolleimarin

In this pressure proof and seaworthy housing (→ 1201) designed for underwater photography in sports or for scientific and industrial applications, the Rollei can be used in depths up to 330 feet. Large magnifier and prism permit observation of ground glass image in normal swimming position. Diaphragm and shutter speed settings, focusing and film transport can be operated from the outside. Has built-in filter turret, open frame finder with parallax correction, flash connection for all round photographic use. Weight under water: 1.4 kgs. (3.1 lbs). – Special accessories: carrying case (→ 1202), two yellow filters, orange filter (→ 1203), flash attachment (→ 1204) with canvas carrying cases (→ 1205).



C. B. Sheldon


The housing is available in different models to fit the following 2 1/4 x 2 1/4" Rolleiflex cameras (specify lens type and camera serial number):
Rolleimarin 1 for Rolleiflex with Tessar or Xenar f : 3.5 (568 516-1 427 999),
Rolleimarin 2 for Rolleiflex with Tessar or Xenar f : 3.5 (1 428 000-1 739 999),
Rolleimarin 3 for Rolleiflex with Planar or Xenotar f : 3.5 (1 740 000-1 870 000).
In preparation: Rolleimarin 4 for Rolleiflex 3.5 F (above No. 2 250 000).



The Large View

Rollei Prism Finder

The Rollei Penta Prism (→ 1301) now combines eye-level perspective with Rollei's wellknown positive focusing. This attachment is preferred for press work, sports and action pictures, flash photography and portraits, especially when used with the pistol grip. The enlarging magnifier covers the entire focusing area, an unreversed, right side up image showing all movements in the right direction. An adjustable rubber eyepiece completely eliminates all reflections, the focusing magnifier can be exchanged to adjust for your eyesight. Turning the camera permits overhead shooting. The Penta Prism can be fitted to all Rolleiflex cameras equipped with a detachable focusing hood.



Binocular Focusing Hood

The leather hood (→ 1302) fitting over the focusing hood fulfills a dual purpose; the binocular magnifiers show the viewing image in 2x magnification and permit undistracted viewing without any reflections from extraneous light. It is recommended for Rollei models with ground glass screen and non-detachable hood, not permitting the use of the prism finder. It permits observation of the 2x enlarged image with both eyes. The close fitting hood keeps out all side light and increases considerably the brightness of the viewing picture. Both magnifiers can be adjusted individually to the interocular distance. They snap into position when opening the hood. It closes and folds flat to the size of an eye glass case in one simple operation.

To Protect Your Equipment

Eveready Case

in elegant brown leather (→ 1401), available for all model Rollei cameras, cases for the recent 2 1/4 x 2 1/4" Rolleis feature detachable front. Special versions for the Rolleiflex 4 x 4: full-opening gray leather case (→ 1402) and soft leather case (→ 1403) with wrist loop.

Shoulder Pad

rubber (→ 1404), to prevent strap from slipping off shoulder.

Protective Caps for Exposure Meter

leather (→ 1405), for eveready case; or plastic (→ 1406), with loop for neck strap.

Metal Eveready Case

A completely closed aluminium container (→ 1407), airtight and waterproof, as a protection against climatic influences (high altitudes, tropics, water sports, expeditions). Lift-out camera bracket with Rolleiflex-type quick fastening clamp. Available in two sizes, for Rollei 2 1/4 x 2 1/4 (except Tele-Rolleiflex) and for Rolleiflex 4 x 4 cm. With desiccant cartridge (also available individually [→ 1408]) to absorb moisture and humidity.

Leather Case

for lens hood, Rolleinar sets 1 and 2, and 5 assorted black and white filters (→ 1409). Supplied with or without contents (→ 1410).

Leather Case

for lens hood and 2 filters (→ 1411). Supplied with or without contents (→ 1412).





Rollei Projector Adapter *

For use with all Rollei cameras with removable focusing hood. A unique idea has been realized in this self-contained adapter: the Rollei is attached and now projects through the viewing lens and with the usual focusing operation. The economic 6 V. 45 watt auto bulb projects the $2\frac{1}{4} \times 2\frac{1}{4}$ slides up to 45 x 45 cm, with close up lens up to $3\frac{1}{2} \times 3\frac{1}{2}$ feet. An additional slide carrier is available for 2 x 2 slides. Adaptable to standard AC voltages. The practical attachment combines many advantages: the handy and compact design eliminates bothersome setting-up problems, the easy operation permits convenient close-up picture viewing in small groups.

* Available w. e. f. spring 1961

Your Rollei dealer
will gladly answer your photographic questions

For Projection

Rollei Projector $2\frac{1}{4} \times 2\frac{1}{4}$ " – Super Slide – Miniature Size

The new concept: a fully automatic universal projector featuring most modern comfort of operation – ideal companion for any camera from 35 mm up to $2\frac{1}{4} \times 2\frac{1}{4}$ ". Two magazines of different sizes feed the projector, on the left with $2\frac{1}{4} \times 2\frac{1}{4}$ slides, on the right with 35 mm or Super-Slides* in any standard 2 x 2 mount. With both magazines in place selection can be made from either side. Changes and repeats forwards or backwards, in any desired combination, plus remote controlled focusing over entire focusing area – all these controls are easily operated from remote control cable or through push buttons on the projector. Super rapid slide changing. Interchangeable projection lenses in 3 focal lengths: f : 2.8/110 – f : 2.8/150 – f : 3.0/250 mm. Blower cooling. 300 or 500 watt bulb. Adaptable to standard AC voltages. The perfect projector for home and professional use.

* Slide Tray 55, standard magazine (Leitz, Agfa, Zeiss Ikon, Rollei, Braun).



FRANKE & HEIDECHE · BRAUNSCHWEIG