

**Canon**

**Canon Products Guide**



In order to meet the requirements and desires of users from every conceivable standpoint, Canon has developed the most comprehensive line of photographic equipment. Whether you are a beginning amateur or a highly skilled professional, you will find in Canon's cameras and accessories the perfect answer to whatever you may be looking for.

From the world's most advanced research and production facilities, Canon products give you the ultimate in superior performance and quality results. This is why amateurs and professionals alike are using Canon cameras and Canon photographic equipment more and more all over the world.

Widen your photographic horizons with the wonderful variety and versatility of Canon's photographic products.

## CONTENTS

<b>35mm Single Lens Reflex Cameras</b> . . . . .	P. 4-37
Canon F-1, Canon EF, Canon FTb, Canon TX . . . . .	4-8
Canon FD Series Lenses . . . . .	10-23
Accessories for Canon F-1 and Other SLR Cameras . . . . .	25-37
Canon EX AUTO . . . . .	38-39
<b>35mm Popular Cameras</b> . . . . .	41-43
Canonet G-III 17, Canonet 28, Datematic	
<b>Pocket Size Cameras</b> . . . . .	44-45
Canon 110ED, Canon 110E	
<b>8mm Movie Cameras</b> . . . . .	47-53
Canon Auto Zoom 1014 Electronic, Canon Auto Zoom 814 Electronic, Canon Auto Zoom 512XL, Canon 514XL, Canon 310XL, Canon Auto Zoom 318M Black, Canon Zoom DS-8.	
<b>8mm Cine Projector</b> . . . . .	54
Canon Cine Projector S-400	
<b>Time Lapse Programmer</b> . . . . .	55
<b>Accessories for 8mm Movie Cameras</b> . . . . .	56-57
<b>Other Accessories</b> . . . . .	58-68
Canon Filters . . . . .	58-59
Canon Close-up Lenses . . . . .	60-61
Canon Softmat Lenses . . . . .	62
Lens Hoods and Caps . . . . .	63
Cases . . . . .	64-65
Canon Electronic Flash Units . . . . .	66
Copying Equipment . . . . .	67
Accessories for Copying Equipment . . . . .	68
<b>Binoculars</b> . . . . .	70

A 35mm Camera of Incomparable Quality,  
the Single Lens Reflex Camera of the Future

The Canon F-1 is the central figure in a galaxy of more than ten thousand parts. Pertaining to it are the special accessories and high-performance FD lenses, which are perfectly interchangeable. The F-1 is capable of 100,000 exposures, and embodies the most advanced achievements of the camera world. Built-in TTL full aperture central area metering system, electronic motor drive photography, Servo EE and Booster photography, and special long-roll film capacity herald the brilliant future reserved for the F-1.

**Standard Lenses:** Canon Lens FD 55mm f/1.2 S.S.C., FD 50mm f/1.4 S.S.C., FD 50mm f/1.8 S.C.

**Lens Mount:** Canon breech-lock FD mount. FL and R series of lenses are also mountable.

**Viewfinder:** Detachable pentagonal prism eye-level finder. Interchangeable with Servo EE Finder, Booster T Finder, Speed Finder, Waist-

# Canon F-1



Level Finder.

**Finder Attachments:** Angle Finder A2 and B, Magnifier R, Dioptric Adjustment Lenses for Eyesight Correction (7 kinds), Eyecup 3R

**Focusing Screens:** Using Fresnel lens. A standard microprism screen, besides a split-image, an all-mat, and a section type ones.

**Shutter:** Focal plane shutter using super thin titanium screen. Speeds from 1 to 1/2000 of a second and B. X contact at 1/60.

**Film Speed Scale:** ASA 25-2000.

**Exposure Meter Coupling Range:** With ASA 100 film, EV2.5 (f/1.2 at 1/4 sec.)—EV 18 (f/22 at 1/2000 sec.).

**Exposure Adjusting Mechanism:** Match-needle type TTL full aperture measuring mechanism. Central area metering system. Stopped-down metering possible. Fixed dot type metering using the stopped-down lever.

**TTL Full Aperture Metering System EE:** Uses the special Servo EE Finder and Battery Case jointly. Shutter priority type EE.

**Very Low Illumination Metering:** Metering pos-

sible between ASA 100 film EV 1.5 (f/1.2 at 1/2 sec.) and EV-3.5 (f/1.2 at 15 sec.) With use of exclusive Booster T Finder.

**Flash Socket:** On front side of body. Two contacts on film rewind knob for flash circuit and meter circuit.

**Canon Auto Tuning (CAT) System:** Diaphragm control by recharge completion signal and rangefinder signal. Proper aperture is established by the match-needle system through the connection of the Speedlite 133D, Flash Coupler L, Flash Auto Rings A2/B2 with the FD 50mm f/1.4 S.S.C., FD 50mm f/1.8 S.C., FD 35mm f/3.5 S.C., or FD 35mm f/2 S.S.C. lens.

**Back Cover:** Opens by pulling the crank.

**Bottom Cover:** Motor Drive Unit can be attached after removing bottom cover.

**Size:** 98.7 x 146.7 x 43mm (3-7/8" x 5-3/4" x 1-11/16")

**Weight:** Body; 820g (1 lb. 12-15/16 ozs.) (With f/1.4 Lens; 1,125g (2 lbs. 7-11/16 ozs.)

Subject to alterations.

### All Light Electronic Brain System

The Canon EF is a high-precision single lens reflex camera with Variable Aperture AE (Automatic Exposure) Control System. It meters an extremely wide range of light condition from EV-2 to EV18 by using a Silicon Photocell. Everything you view through the viewfinder can be taken with AE. Therefore, it is best for candid photography. Fabulous range of all Canon FD lenses can be used with the Canon EF.

Main Features: 1) Variable Aperture AE (Automatic Exposure) Control System. 2) Extremely wide range of shutter speeds from 30 sec. to 1/1000 of a second. 3) Incredible meter sensitivity. 4) Wide range of FD lenses. 5) Full-Information viewfinder. 6) Simple push-button multiple exposures. 7) CAT Automatic electronic flash system. 8) Easy and inexpensive replacement of mercury batteries.

**Size:** 151 x 96 x 48 mm (5 - 15/16" x 3 - 3/4" x 1 - 7/8")

**Weight:** 740g. (1 lb. 10 ozs.) body only.

# Canon EF



**A Stable and Practical Model with Full Aperture Metering System.**

The FTb is a single lens reflex camera including all the techniques of the world's finest high quality camera, the Canon F-1. The FD series of interchangeable lenses can be mounted on the FTb adding the advantages of full aperture metering to the precision of the stopped-down metering, with an original built-in automatic flash control, and easy-loading QL system, and shutter speed indicator in the viewfinder.

**Lens Mount:** Canon breech-lock FD mount. The FL and R series of lenses are also mountable.

**Shutter:** Focal plane shutter with speed from 1/1000 to 1 sec. and B.

**Exposure Meter:** Match-needle type. Central area full aperture metering system using CdS photocell.

**Size:** 144 x 93 x 43mm (5 - 5/8" x 3 - 5/8" x 1 - 3/4")

**Weight:** 750g(1 lb. 10 - 7/16 ozs.) body only.

# Canon FTb



- Black Type FTb is also available.

## The Budget Priced F-1

The newly released Canon TX offers the developing photographer a means within his reach to begin serious photography with an advanced SLR camera. Having the high quality of workmanship that all Canon cameras have, the TX also allows him to use the options provided by Canon's FD and FL series lenses, and well developed accessory line. With the Speedlite 133D and the flash hot shoe provided on the TX's body, flash photography is extremely easy to do.

**Lens Mount:** Canon breech-lock type FD mount. FL and R series of lenses are mountable.

**Shutter:** Focal plane shutter with speed from 1/500 to 1 sec. and B.

**Exposure Meter:** Match-needle type. Central emphasis average metering system using CdS photocell.

**Size:** 144 x 93 x 43mm (5-5/8" x 3-5/8" x 1-3/4")

**Weight:** 680g (1 lb. 8 ozs.) - body only.


# Canon TX







## Special Lenses



**Canon Lens Fish-eye 7.5mm f/5.6 S.S.C.**

This is a real fish-eye lens of the equidistant projection type, with a picture plane diameter of 23mm and covers a picture angle of  $180^\circ$ . Of the retro-focus type, with 11 elements in 8 groups, it has six built-in filters. Field of view can be seen through the viewfinder without having to lock the mirror up.



**Canon Lens Fish-eye FD 15mm f/2.8 S.S.C.**

A fish-eye lens for ordinary photography, it covers diagonally an angle of  $180^\circ$ . Its f/2.8 speed ranks well above the fastest, and can also be used without lifting the mirror. It compensates every aberration perfectly throughout the  $180^\circ$ , and the multi-layer coating gives a sharp picture image. It has built-in filters easily set.



**Canon Lens TS 35mm f/2.8 S.S.C.**

This is a special type of lens that can provide both tilting and shifting simultaneously and its high performance comes to enhance the F-1 System's versatility. It compensates perspective by shifting and, at the same time, it extends the depth of field by tilting the lens. It covers an image circle of 58mm and it eliminates flare completely.

## Super Wide-Angle Lenses



**Canon Lens FD 17mm f/4 S.S.C.**  
This lens provides normal delineation without any distortion in spite of its unmatched super wide-angle in a focal length of 17mm. It also features the Canon Floating System, in which the space between lenses changes when focusing, preventing aberration even when shooting at close distance after protruding the lens barrel.



**Canon Lens FD 20mm f/2.8 S.S.C.**  
Despite its short focal length of only 20mm, it is a real super wide-angle lens of f/2.8, the fastest of its kind in the world. In order to obtain a sharp picture image from minimum subject distance to infinity, the Canon Floating System, with its special capacity for aberration compensation, is adopted.



**Canon Lens FD 24mm f/2.8 S.S.C.**  
This lens is very fast and is able to eliminate flares and distortion, so that pictures with clear contrast and high resolution can be obtained even with full aperture opening. The possibility of image collapse caused by aberration in shots at a close distance is completely eliminated with the Canon Floating System.



### Canon Lens FD 24mm f/1.4 S.S.C. ASPHERICAL

This is the world's fastest 24mm lens for a 35mm camera. By using Canon's technological breakthrough—mass produced aspherical surfaces—it assures maximum resolution and contrast through optimum correction of all aberrations and through the use of floating elements, assures constant aberration correction throughout the focusing range from infinity to a close 30cm.

## Wide-Angle Lenses



### Canon Lens FD 28mm f/2.8 S.C.

This is a reasonable priced wide-angle lens with considerable depth of field, making it perfect for candid photography. It has very high resolving power, contrast and brightness, and is compact and light-weight for easy handling. Good enlargements can be made even at high magnifications. Spectra Coating assures excellent color performance.

\*New product



### Canon Lens FD 28mm f/2 S.S.C.

This lens has the world's fastest aperture of f/2 among the 28mm lenses. With the Canon Floating System, which prevents aberration in shots at a close distance, and the Super Spectra Coating, which eliminates ghosts and flares, the FD 28mm f/2 S.S.C. lens offers a high contrast and sharp picture image even with full aperture opening.



**Canon Lens FD 35mm f/3.5 S.C.**  
This is quite compact, easy-to-use, and wonderful for snapshots. With the adoption of new types of glasses, various aberrations can be completely eliminated, and pictures of marked contrasts and high resolution are obtained. This lens has a distance coupling pin to use with the Speedlite 133D and the CAT system of automatic flash control.



**Canon Lens FD 35mm f/2 S.S.C.**  
This is Canon's fastest wide-angle lens with a construction of 9 elements in 8 groups, and, it compensates aberrations perfectly to obtain a high contrast image even at full aperture. It can show its capabilities to the fullest even at close distances. This lens also has a distance coupling pin for the CAT system of automatic flash control.

## Standard Lenses




**Canon Lens FD 50mm f/1.8 S.C.**  
This lens has been added to the FD series as an advanced version of the optical system of the FL 50mm f/1.8 standard lens, most popular among the Canon lenses. It has already established its reputation for the excellence of its images. It is an all purpose lens providing stable delineation even at close distances.




**Canon Lens FD 50mm f/1.4 S.S.C.**

This lens has the optical system of the FL 50mm f/1.4 lens that enjoys a world-wide reputation of excellence as a standard lens. Its high resolution and delineation power are outstanding. Production of this kind of lenses is stable. It can be expected to become a standard lens for the F-1. This lens also has a distance coupling pin for the CAT system.



**Canon Lens FD 55mm f/1.2 S.S.C.**

This lens is the fastest of the FD lenses, and despite a large aperture, its high delineation power and high resolution at full aperture shooting is highly reputed. Because of its fast lens speed of f/1.2, it provides high image quality especially in low light levels.



**Canon Lens FD 55mm f/1.2 S.S.C. ASPHERICAL**

This is a large aperture standard lens in which aspherical lenses were applied. It is a perfect lens for delineation in photography at night with full aperture opening, in ordinary photography in daytime and at close distances as well. It eliminates flare to a negligible level, to give a picture image of fine contrast.

## Macro Lenses



### Canon Macro Lens FD 50mm f/3.5 S.S.C.

Use this to capture the magic of the world in close-up—flowers, insects, or watchworks. Or you can copy pictures and diagrams from printed materials. With an extra-longhelicoid and exceptional flatness of field, this special lens can focus from infinity down to 1:1 with the addition of the Extension Tube FD 25.



### Canon Lens FD 100mm f/4 S.C. Macro

A new lens which can be adjusted for very close macro work or telephoto macrophotography. It can be focused for 45cm, an even closer 40cm with the Canon Extension Tube FD 50, or up to as far as infinity. With its high resolving power, and 1:1 to 2:1 magnification, this lens offers a great range of use.

## Telephoto Lenses



### Canon Lens FD 85mm f/1.8 S.S.C.


Since 85mm lens photographs perspective naturally, it is used in taking portraits and for many other applications. Astigmatism and comatic aberration are perfectly corrected to produce excellent picture quality. It eliminates ghost and flare caused by surface reflection.

\*New product



**Canon Lens FD 85mm f/1.2  
S.S.C. ASPHERICAL**

This is the fastest 85mm lens on the market. It was especially designed to be an aspherical lens to eliminate flare, and provide resolution and high contrast. An aberration compensation mechanism is also incorporated in this mechanism to further enhance this short telephoto lens's quality.



**Canon Lens FD 100mm f/2.8  
S.S.C.**

This is a large aperture telephoto lens with a fast speed of F2.8. Its telephoto ratio is 1:0.93, and has an overall length of 57mm, or the same as standard lenses. It is one of the easiest lenses to shoot with, and has the added advantages of compactness and lightweight construction.



**Canon Lens FD 135mm f/3.5  
S.C.**

This telephoto lens has superior effects and is very popular. In spite of its 135mm focal length, it is only 83mm long, and is, therefore, very compact and convenient. Its high resolving power provides clear images from the center to the corner areas, and is ideal for shooting sports events, portraits, and mountain scenes.



### **Canon Lens FD 135mm f/2.5 S.C.**

This is the fastest of the FD telephoto lenses, but its telephoto ratio is designed to be 0.95.

Particularly, since the secondary spectrum of the chromatic aberration on the axis can be greatly reduced, it corrects flare perfectly. Equipped with built-in hood.

### **Canon Lens FD 200mm f/4 S.S.C.**

This is the shortest telephoto lens with an f/4 speed. In spite of its 200mm focal length, it is only 133mm long. Chromatic aberration, particularly its secondary spectrum, have been optically solved, to obtain high contrast and stable image delineation throughout the entire focusing range.

### **Canon Lens FD 200mm f/2.8 S.S.C.**

This compact, light-weight lens is designed especially for shooting news, sporting events and stage productions. It's high resolving power gives edge to edge sharpness and good definition over its entire focusing range. The closest focusing distance of 1.8m insures filling the frame with the subject. It is the ideal hand-holdable 200mm lens with the added brightness of f/2.8.



**Canon Lens  
FD 135mm  
f/2.5 S.C.**



**Canon Lens  
FD 200mm f/4  
S.C.**



**Canon Lens  
FD 200mm  
f/2.8 S.S.C.**

**Canon Lens FD 300mm f/5.6 S.C.**

This lens was designed to be as compact as possible without reducing its performance. It is 173mm long and offers remarkable aberration correction. A tripod attachment holder is built in for convenience.


**Canon Lens 400mm f/4.5 S.S.C.**

Employing the latest technical breakthrough, a rear group focusing unit, this lens is the fastest 400mm super telephoto lens in the world. It also produces the best image delineation possible. Further, all this is built into a lightweight and compact design for your convenience.

\*New product



**Canon Lens  
FD 300mm  
f/5.6 S.C.**



**Canon Lens  
FD 400mm  
f/4.5 S.S.C.**

**Canon Zoom Lens FD 100–200mm f/5.6 S.C.**

This is an all-purpose lens applicable either for scenery shooting or snapshots. Designed to be small and lightweight, it has an optical compensation function. Magnification is done by extending the lens barrel.

**Canon Zoom Lens FD 35–70mm f/2.8-3.5 S.S.C.**

This is a new ideal for all-round photography from wide-angle to moderate telephoto. It is highly corrected for all aberrations and eliminates distortion and field curvature. In addition, close-up photography down to 30cm (1 ft.) from the film plane is possible by using the built-in macro capability.

**Canon Zoom Lens FD 85–300mm f/4.5 S.S.C.**

This is a telephoto zoom lens with an extraordinary range of focal lengths. It has a minimum focusing distance of 2.5 meters for tight shots. It also has a relatively large maximum aperture for a bright and clear image in the viewfinder.



**Canon Zoom  
Lens FD  
100–200mm  
f/5.6 S.C.**



**Canon Zoom  
Lens FD 35–  
70mm f/2.8–  
3.5 S.S.C.**



**Canon Zoom  
Lens FD 85–  
300mm f/4.5  
S.S.C.**

## FLUORITE Lenses

The optical systems of these two lenses, the FL 300mm f/5.6 FLUORITE, and the FL 500mm f/5.6 FLUORITE lenses include artificial fluorite single crystals, a lens material which completely eliminates secondary spectrum. Consequently they assure a high resolving power and excellent contrast. Additionally, the telephoto ratio of these lenses was markedly reduced to increase their portability and ease of operation.

The FD 300mm f/2.8 S.S.C. FLUORITE is an artificial fluorite lens which has been designed as an FD lens for more efficient operation effected by its reduced diameter. TTL metering is performed with the lens at maximum aperture. If used with the Extender 2X, the two can function as a 600mm f/5.6 lens which has high quality results.



Canon Lens FL  
300mm f/5.6  
FLUORITE



Canon Lens FL  
500mm f/5.6  
FLUORITE



Canon Lens FD  
300mm f/2.8 S.S.C.  
FLUORITE


\*New product

## CANON SUPER-TELEPHOTO FL LENSES

These Canon super-telephoto FL lenses from 400mm to 1200mm are extremely powerful in magnification and are best suited for photographing close-ups of wild-life and of small details in distant subjects.

These lenses are of the front convertible type. The rear components, automatic aperture diaphragm mechanism and focus adjusting device are built into the optional Canon Focusing Unit.

- 1 Canon Lens FL 400mm f/5.6
- 2 Canon Lens FL 600mm f/5.6
- 3 Canon Lens FL 800mm f/8
- 4 Canon Lens FL 1200mm f/11 S.S.C.



Focusing Unit

1



2



3



4



FD SERIES (FOR FULL-APERTURE OR AE OPERATION)

Type	Lens	Angle of View	Minimum Aperture	Closest Focusing Distance (ft.)		Filter Size (mm)	Hood	Length (mm) (ins.)		Weight (g) (lbs.) (ozs.)		
				(m)	(ft.)			(mm)	(ins.)	(g)	(lbs.)	(ozs.)
Full-Frame Fish-Eye	Fish-Eye FD 15mm f/2.8 S.S.C.	180°	f/16	.3	1	Built-in	Built-in	60.5	2-3/8	485	1	1
Super Wide-Angle	FD 17mm f/4 S.S.C.	104°	f/22	.25	.9	72	—	56	2-3/16	450	1	0
	FD 20mm f/2.8 S.S.C.	94°	f/22	.25	.9	72	—	58	2-5/16	345		12
	FD 24mm f/1.4 S.S.C. ASPHERICAL	84°	f/16	.3	1	72	—	68	2-11/16	500	1	2
	FD 24mm f/2.8 S.S.C.	84°	f/16	.3	1	55	+BW-55B	52.5	2-1/16	330		12
Wide-Angle	***FD 28mm f/2 S.S.C.	75°	f/22	.3	1	55	+BW-55B	61	2-3/8	343		12
	FD 28mm f/2.8 S.C.	75°	f/22	.3	1	55	+BW-55B	49	1-15/16	280		10
	*FD 35mm f/2 S.S.C.	63°	f/22	.3	1	55	+BW-55A	60	2-3/8	345		12
	*FD 35mm f/3.5 S.C.	63°	f/22	.4	1.5	55	+BW-55A	49	1-15/16	236		8
	*FD 50mm f/1.4 S.S.C.	46°	f/16	.45	1.5	55	+BS-55	49	1-15/16	305		11
Standard	*FD 50mm f/1.8 S.C.	46°	f/16	.6	2	55	+BS-55	38.5	1-1/2	200		7
	FD 55mm f/1.2 S.S.C.	43°	f/16	.6	2	58	+BS-58	52.5	2-1/16	510	1	2
	FD 55mm f/1.2 S.S.C. ASPHERICAL	43°	f/16	.6	2	58	+BS-58	55	2-3/16	575	1	4
Macro	FD 50mm f/3.5 S.S.C. Macro with Extension Tube FD 25	46°	f/22	20.5 (cm)	8.1 (in.)	55	None Necessary	59.5	2-5/16	310		11
	***FD 100mm f/4 S.C. Macro with Extension Tube FD 50	24°	f/32	.4	1.31	55	None Necessary	112	4-7/16	530	1	3
Short Telephoto	***FD 85mm f/1.2 S.S.C. ASPHERICAL	28°30'	f/16	1	3.5	72	—	71	2-13/16	756	1	11
	FD 85mm f/1.8 S.S.C.	28°30'	f/16	.9	3	55	+BT-55	57	2-1/4	425		15
	FD 100mm f/2.8 S.S.C.	24°	f/22	1	3.5	55	+BT-55	57	2-1/4	360		13
Telephoto	FD 135mm f/2.5 S.C.	18°	f/22	1.5	5	58	Built-in	91	3-9/16	630	1	6
	FD 135mm f/3.5 S.C.	18°	f/22	1.5	5	55	+BT-55	83	3-1/4	465	1	0
	FD 200mm f/2.8 S.S.C.	12°	f/22	1.8	6	72	Built-in	140.5	5-9/16	700	1	9
	FD 200mm f/4 S.S.C.	12°	f/22	2.5	8	55	Built-in	133	5-1/4	675	1	8
	***FD 300mm f/2.8 S.S.C. FLUORITE with Extender 2X	8°15'	f/22	3.5	12	Exclusive Insertion Type	Built-in	230	9-1/16	1,900	4	3
	FD 300mm f/5.6 S.C.	8°15'	f/22	4	13	58	Built-in	173	6-13/16	1,125	2	8
	***FD 400mm f/4.5 S.S.C.	6°10'	f/22	4	13	Exclusive Insertion Type	Built-in	282	11-1/8	1,300	2	14

\* Equipped with a coupling pin for Canon Automatic Tuning System.

\*\* Front component interchangeable type. Focusing adapter (2 elements, 1 group, FL automatic diaphragm, with A-M ring).

\*\*\* New lenses

Zoom	FD 35-70mm f/2.8-3.5 S.S.C.	63°-34°	f/22	+++1	3.5	58	+W-69	120	4-3/4	575	1	4
	FD 85-300mm f/4.5 S.S.C.	28°30'-8°15'	f/22		2.5	8	Series IX Built-in	243.5	9-9/16	1,695	3	12
	FD 100-200mm f/5.6 S.C.	24°-12°	f/22		2.5	8	Built-in	173	6-13/16	765	1	11

### FL AND MANUAL SERIES (FOR STOPPED-DOWN METERING)


Type	Lens	Angle of View	Minimum Aperture	Closest Focusing Distance		Filter Size (mm)	Hood	Length		Weight		
				(m)	(ft.)			(mm)	(ins.)	(g)	(lbs.)	(ozs.)
Circular Fish-Eye	Fish-Eye 7.5mm f/5.6 S.S.C.	180°	f/22	Fixed Focus		Built-in	-	62	2-7/16	380		13
Tilt & Shift	TS 35mm f/2.8 S.S.C.	63°/79°	f/22	.3	1	58	+BW-58B	74.5	2-15/16	545	1	3
Super Telephoto	**FL 400mm f/5.6	6°10'	f/32	4.5	15	++48	Exclusive	338	1' 1-5/16	3,890	'8	9
	*FL 600mm f/5.6	4°10'	f/32	10	35	++48	Built-in	448	1' 5-5/8	5,000	11	0
	**FL 800mm f/8	3°06'	f/32	18	60	++48	Built-in	508	1' 8	5,360	11	13
	**FL 1200mm f/11 S.S.C.	2°05'	f/64	40	130	++48	Built-in	853	2' 9-9/16	6,200	13	11
Artificial Fluorite Telephoto	FL 300mm f/5.6 FLUORITE	8°15'	f/22	4	13	58	Built-in	168	6-5/8	850	1	14
	FL 500mm f/5.6 FLUORITE	5°	f/22	10	33	95	Built-in	300	11-13/16	2,700	5	15

+ FD lens hoods are of bayonet mount.

++ Filter is of insertion type with holder.

+++ Macro focusing capability to .3m (1ft.) from the film plane.

Subject to change without notice.





## CANON MOTOR DRIVE MF

### Mobility Pursued with 3.5 Frames per Second

This Motor Drive is perfectly coupled for use with the Film Chamber, Servo EE Finder and other accessories of the Canon F-1. It can also be used jointly with the recently developed Interval Timer L.

**Construction:** Motor Drive MF body, Grip MF.

**Mode of Operation:** S (single frame), or C (continuous), set by means of a switch.

**Photographing Speed:** Up to 3.5 frames per second.

**Power Source:** Ten penlight batteries. Loaded inside the grip.


**Photographing Capacity:** 80 rolls of 36-exposure film with manganese batteries.

**Remote Control:** Possible with Connecting Cord MF, Remote Switch 60 MF and Extension Cord E 1000.

### Size and Weight:

Body: 153 x 51 x 23mm (6" x 2" x 7/8")  
650g. (1 lb. 6-15/16 ozs.)

With grip and batteries: 179 x 120 x 63mm  
(7-1/16" x 4-3/4" x 2-1/2"); 720g. (1 lb 9-3/8 ozs.)



## CANON MOTOR DRIVE UNIT

Electronic Equipment for Photographing from  
3 Frames per Second to 1 Frame per Minute

The Motor Drive Unit is a power film drive designed for the F-1 and fits in place of its bottom cover. With its built-in timer it is possible to perform single frame photography in seven speeds, from one exposure per minute to three exposures per second.

**Construction:** Motor Drive Unit, Battery Case, Battery Connector MD, Battery Checker MD, Remote Switch MD, Extension Cord MD, two Battery Magazines 15V.

**Timer:** Set in 7 steps.

**Power Source:** Ten penlight batteries. Use Battery Case and Battery Connector MD.

**Photographing Capacity:** More than 30 rolls with alkaline batteries.

**Unmanned Photography:** Perfect unmanned photography with Servo EE Finder.

**Remote Control:** Use Remote Control Switch MD.

**Size and Weight:** 150 x 170 x 34mm (5-7/8" x 6-11/16" x 1-5/16"); 720g. (1 lb. 9-3/8 ozs.)



## CANON FILM CHAMBER 250

### Photography with Long-Roll Film:

The Film Chamber 250 is attached to the F-1 in place of its back cover, and has a maximum film capacity of 250 frames. This will certainly expand the functions of continuous photography when used jointly with the Motor Drive. Its various safety mechanisms will ensure faultless operation. It is extremely useful for taking shots of sports events, recording scientific experiments and copying documents.


**Construction:** Film Chamber 250, two Film Magazines 250.

**Film Loading:** Double magazine method. A Film Loader 250 is used to load the film.

**Mode of Operation:** Film is set in motion by motor drive and simultaneous winding is activated by a micromotor.

**Coupling with Motor Drive:** Cordless 3-way plug connector. Equipped with a back cover safety device.

**Size and Weight:** 33 x 63 x 100mm (1-5/16" x 2-1/2" x 3-15/16"); 1,170g. (2 lbs. 9-1/4 ozs.)



## CANON SERVO EE FINDER

### EE Full Aperture Metering

The Servo EE Finder is a type of viewfinder furnished with an electronic device in order to set the proper f/stop by the operation of a servo motor coupled to the full aperture metering mechanism of the F-1. Its power source is enclosed in the Battery Case. The use of this remarkable viewfinder enables EE unmanned continuous photography when used jointly with the Motor Drive.

**Construction:** Servo EE Finder, Cord 12V 2E, EE Coupling Arm, Dust Cover for the viewfinder, Eyecup 3R.

**EE Operating Method:** Shutter-speed priority EE method by servo motor control.

**Coupling Range:** ASA 100 EV2.5 (f/1.2 1/4 second)-EV18 (f/11 1/2000 second).

**Viewfinder:** Pentaprism type with EE information window.

**Power Source:** Eight penlight batteries.

**Cord Used:** Cord 12V 2E.

**Size and Weight:** 75 x 65 x 68mm (2-15/16" x 2-9/16" x 2-11/16"); 417g. (14-11/16 ozs.)



## CANON BOOSTER T FINDER

**Metering Device with Electronic Timer for Extremely Dim Light Conditions.**

Useful for photographing subjects under insufficient lighting. It can meter down to EV-3.5. Its electronic timer operates in such manner that it makes possible long timed exposures of more than three seconds. The Booster meters the low speed side, and the high speed side is metered by the camera.

**Construction:** Booster T Finder, Cord 6V 2B, silver oxide battery No. 544, Dust Cover for the viewfinder, Eyecup 3R.

**Metering Range:** Booster side ASA 100 EV10 (f/22 1/2 second)-EV-3.5 (f/1.4 1/4 second).

**Switching of Meter:** By means of shutter dial and finder shutter.


**Film Speed:** ASA 25-12,800

**Shutter Speed:** 60-3 seconds; 1 second-1/60.

**Timer:** 3-60 seconds continuous.

**Others:** No. 544 silver oxide battery used. It can be connected to an outside power source enclosed in the battery case.

**Size and Weight:** 87 x 69 x 52mm (3-7/16" x 2-11/16" x 2-11/16"); 350g. (12-3/8 ozs.)



## DATE BACK SYSTEM

**Organization at Your Fingertips with Data Back**  
Canon's latest addition to the F-1 camera system, the Data Back, is a convenient method of organizing multiple exposures. As it imprints six or twelve digits on each exposure, its applications are obviously almost limitless in the commercial, industrial and scientific fields for dating, serializing, indexing or encoding photos.

**Construction:** F-1 Body, Data Back and Data Controller.

**Data Back:** Exclusive for F-1, 12 pieces of Light Emitting Diode, and synchronization cord for simultaneous imprinting of the data on the photos.

**Power Source:** DC 6V (4 penlight dry batteries, size AA) or Canon AC Adaptor AD-1.

**Size and Weight:** Data Back: 48.5 x 90 x 17.2mm (1-15/16" x 3-9/16" x 11/16"), 180g (6-3/8 ozs.). Controller: 190 x 240 x 63mm (7-1/2" x 9-7/16" x 2-1/2"), 1,560g (3 lbs. 7 ozs.)





## Viewfinder System

### 1.2. Angle Finder A2 and B:

These viewfinders fit the camera's eyepiece for waist-level viewing. This is a real advantage in microphotography or copy work. The high quality Angle Finder B uses a prism to make the image look upright. The Angle Finder A2 is more simplified, and the image will look as in a mirror.

### 3. Booster T Finder

### 4. Servo EE Finder

### 5. EE Coupler

6. **Cord 6V 2B:** Its function is to connect the Booster T Finder with the Battery Case. It is mainly used when the Battery Case functions as an external power source at a low temperature.

7. **Cord 12V 2E:** A cord to connect the Servo EE Finder with the Battery Case or with

the Battery Connector MD.

8. **Speed Finder:** Just by turning its head, the level can be altered from waist to eye, or vice versa. It was carefully designed with the eyepoint 60mm behind the viewfinder so that the entire frame, including meter information, can be seen clearly. This makes it most suitable for sports.

9. **Waist Level Finder:** This is an interchangeable viewfinder with a 5X magnifier for low angle and waist level viewing.

### 10. Eye-Level Finder

11. **Focusing Screens (A,B,C,D, E,F,G,H, and I):** There are nine types of screens, A) Microprism, B) Split-Image, C) All Mat, D) Mat/Section, E) Split-Image Microprism, F) Micro-Prism/Large Aperture Lenses, G) Microprism/Small Aperture Lenses H) Mat/Scale, and I) Double Cross-Hair Reticule.

### 12. Dioptric Adjustment Lenses:

7 grades, from +3 to -4, are each interchangeable with the standard eyepiece ring.

13. **Magnifier R and S:** This accessory can be screwed into the eyepiece by means of an eyepiece ring or a dioptric adjustment lens.

It can be raised over the 2.5X magnifier. R type is for the F-1 and S type for the FTb and TLb.

14. 15. **Magnifier Adapter R and S:** The function of this adapter is to change the Magnifier R to S, and vice versa.

16. **Eyecup 3R and 4S:** These eyepiece hoods can be used both by persons with normal sight and by persons wearing glasses.

### 17. Connecting Cord for Servo EE Finder

18. **Dust Cover for Finder:** Its function is to protect the prism surface.





1



2



3



4



5



6



7



8



9



10



11



12



13



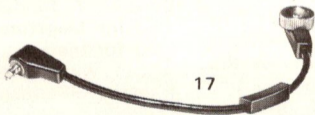
14



15



16



17



18

## For Motor Drive and Unmanned Photography

**1. Battery Checker MD:** Its function is to check the voltage when the Motor Drive Unit is in use.

**2. Remote Switch MD:** It is used for the remote control of the Motor Drive Unit and is capable of controlling changes between continuous and single frame photography.

**3. Battery Case D**

**4. Film Loader 250:** Its function is to wind the film strip in the magazine for the chamber.

**5. Motor Drive MF**

**6. Film Chamber 250**

**7. Battery Magazine 12V:** This magazine houses 8 penlight batteries and it is used as the main power source for shooting with the Booster T and the Servo EE Finder.

**8. Motor Drive Unit**


**9. Battery Magazine 15V:** This magazine houses 10 penlight batteries to be used with the Motor Drive Unit.

**10. Battery Connector-MD:** This connector has a cord attached whose function is to connect the Motor Drive Unit with the Battery Case.

**11. Battery Case:** The function of this battery case is to serve as an external power source used for the F-1's electric accessories. This battery is connected to the Motor Drive Unit, or to the Servo EE Finder, or to the Booster T Finder.

**12. Film Magazine 250:** It is used for the Film Chamber and it can wind film up to 250 frames.






## Flash Photography... CAT System

**1. Flash Coupler L:** Accessory shoe used exclusively with the F-1 for performing automatic flash photography with the CAT system. It has a lamp to illuminate the meter window.

**2. Flash Coupler D:** Accessory shoe whose exclusive function is for attaching flashes to the F-1. It has a terminal on its top to connect the Flash.

**3. Canon Speedlite 133D:** It is a special electronic flash unit for the Canon Auto Tuning system (CAT).

**4.5 Flash-Auto Rings A<sup>2</sup>, B<sup>2</sup>:** A<sup>2</sup> is used for the FD 50mm f/1.8 S.C., FD 35mm f/2 S.S.C., FD 35mm f/3.5 S.C. lenses, and B<sup>2</sup> for the FD 50mm f/1.4 S.S.C., FD 35mm f/2 S.S.C., FD 35mm f/3.5 S.C.



## Close-Up, Macrophotography and Photomicrography

**1. 55mm Close-Up Lens 450 and 240:** These are lenses of high performance used for close-up photography. When the distance scale is set at infinity, focusing is made at a position 450mm or 240mm, respectively, from the tip of the lens.

**2.3.4. Extension Tube M Set:** These are intermediate tubes to be used for increasing the distance between the lens and the focal plane to allow the lens to focus on very close subjects. Three different types are available 5mm, 10mm and 20mm.

**5. Macrophoto Coupler FL 55:** This is an accessory for attaching the lens reversely when performing macrophotography. It can protrude 13mm.

**6. Lens Mount Converter A:** This converter is used for attaching the standard screw-in

type lens to Canon's single lens reflex cameras. But it is used only when performing close-up photography or when photographing with a lens extended.


**7. Lens Mount Converter B:** Canon FD, FL and R lenses can be used as the standard screw-in type mount lens by means of this mount converter.


**8.9. Extension Tube 6mm - 200mm**

**10. Slide Duplicator:** The Slide Duplicator is used for duplicating slides.

**11. Bellows FL:** The Bellows FL is used for close-up photography at extremely short distances. It has a shooting distance precision adjustment mechanism and a mechanism coupled to the automatic diaphragm of the FD and FL lenses.

**12. Bellows M:** The Bellows M





15

16


17




20



18



19



21

is a handy bellows for macro-photography. It is a single track manual bellows with front extension.

**13. Lens Hood BS-55, BS-58, and BT-55**

Lens Hood BW-55A (Case attached)

Lens Hood BW-55B (Case attached)

**14. Canon Release 30 and 50:** 30cm and 50cm-long cable releases

**15. Handy Stand F:** This is a small and lightweight copy stand for SLR cameras

**16. Camera Holder F2:** This is a camera holder used not only for the F-1 but also for the FT, Pellix, FX, and etc.

**17. Lens Cap C-55 and C-58:** These caps are of the clip-on type. They are also attachable to the filter if it has the proper thread for screwing the filters.

**18. Microphoto Hood**

**19. Photomicro Unit F:** This is a device for photomicrography at a magnification from 20X to 30X using any of Canon's SLR Cameras. Photographic magnification is one half that of the microscope.

**20. Gadget Bag G-1:** Deluxe Type

**21. Copy Stand 4:** It comprises base board, stanchion, and carrying arm. It serves as a stable stand for the camera in copy work, close-up photography, macrophotography, photomicrography, etc.

**22. Lens Soft Case SA**

**23. Lens Soft Case SB and SC**

**24. Neck Strap 5**

**25. Neck Strap 6**

## An Electric Eye SLR Camera with the CAT System

The EX AUTO is a fully automatic SLR. Its popularity is accounted for by a number of unique new mechanisms, and the possibility of coupling it to the CAT Flash System. Besides a focal plane shutter of extreme precision, a "QL" (Quick Loading) mechanism and a lens system with four convertible front components make for precision in versatility which is this camera's outstanding merit. The front components are the EX 50mm f/1.8, the EX 35mm f/3.5, the EX 95mm f/3.5, and the EX 125mm f/3.5.

**EE Mechanism:** TTL type EE with shutter priority.

**Flash Photography:** The CAT System operates with the use of the Canolite D whenever the EX 50mm f/1.8 front component is attached.

**Size:** 143 x 92 x 84mm. (5-5/8" x 3-5/8" x 3-5/16").

**Weight:** 900 g. (1 lb. 15-3/4 ozs.) with the standard front component.

# Canon EX AUTO



## Table of Convertible Lenses for the EX AUTO

Lens	Type	Aperture System	Magnification	Construction		Hood	Case	Weight	
				Elements	Components			g	lb-oz.
EX 35mm f/3.5	Wide-angle	Automatic	0.7X	9	7	W-50	Exclusive	120	4-14
EX 50mm f/1.8	Standard	Automatic	1X	6	4	S-50	—	55	2
EX 95mm f/3.5	Long Focus	Automatic	1.9X	9	6	T-65	Exclusive	280	9-78
EX125mm f/3.5	Telephoto	Automatic	2.5X	10	7	Special	Exclusive	460	1-14





## More Efficiency in Compact Form with Day and Night Electric Eye

The new Canonet G-III 17 is high-performance 35mm lens shutter type compact camera featuring Electric Eye shooting capability at night as well as in daylight. It uses the optional Canolite D electronic flash, battery checking system plus fully automatic exposure control, QL mechanism, built-in selftimer and complete viewfinder information. It is a "round-the-clock" camera that just won't let you make mistakes.

**Lens:** Canon Lens 40mm f/1.7

**Battery checker:** Built-in.

**Film wind indicator:** Built-in.

**Size:** 120 x 75 x 60mm (4-3/4" x 3" x 2-3/8").

**Weight:** 620 g. (1 lb. 5-7/8 ozs.)

- Black Type Canonet G-III 17 is also available.

**Canonet**  
**G-III 17**



35mm POPULAR CAMERAS

## Snapshots When and Where You Want Them

Photography can be an enjoyable hobby for anybody now with the two outstanding features of the New Canonet 28. Programmed exposure control by the Electric Eye and automatic control of flash photography with Canon's exclusive electronic flash, the Canolite D, allow the beginner to take good pictures always. Its viewfinder acts as a data center regarding exposure and focusing. It leaves no room for mistakes.

**Exposure Control:** Programmed by EE. ASA 25-400

**Flash Synchronization:** X contact. Automatic flash control in which shooting distance and aperture setting are automatically coupled.

**Size:** 120 x 75 x 61mm. (4-15/16" x 2-15/16" x 2-3/8").

**Weight:** 540 g. (1 lb. 3-1/16 ozs.)

*Canonet*  
28



## The Camera that Remembers for You

The Canon Datematic is a popular sized camera that lets you imprint the date on your photographs when they happen. Its compact, lightweight design, simplified operations and conveniently placed control mechanisms render it always "ready-to-go." The wide metering range and direct contact hot shoe allow the Datematic to produce high quality pictures no matter what the lighting and weather conditions are.

**Main features:** 1) date imprinting mechanism; 2) 40mm f/2.8 lens with 5 elements in 4 groups; 3) electronic shutter; 4) metering range of EV 1 to EV 17 at ASA 100; 5) shutter speed of 4 seconds to 1/125 of second; 6) electronic hot shoe for use with Canolite ED flash unit; 7) all date imprinting mechanisms are located on the lens; 8) powered by two mercury batteries; and, 9) a warning lamp indicating movements of the camera harmful to exposures at lens speeds of 1/60th of a second or slower.

**Size:** 118 x 75 x 59.5mm (4-5/8" x 2-15/16" x 2-5/16")

**Weight:** 440g (15.5 ozs.)

# Canon DATEMATIC



The Pocket Camera which Prints the Date for You


Canon's 110 ED is the unique pocket-size camera which incorporates a date imprinting mechanism into its easy-to-use and lightweight design. Its versatile lens, high quality craftsmanship and option of use with the Canolite ED mini-flash assures high quality pictures under any conditions. Canon's superior EE photography, a built-in rangefinder and an aperture priority electronic shutter are all included in the 110 ED's design.

**Main features:** 1) date imprinting mechanism; 2) Canon 26mm f/2 lens; 3) shutter with widest shutter range (EV-1 to EV 17) of pocket cameras; 4) Canolite ED electronic mini-flash attachment; 5) built-in rangefinder; 6) zone focus marks; 7) LED exposure warning lamp; 8) camera shake warning mark; 9) powered by mercury batteries; 10) battery check mark; and, 11) Canon Speedlite Extender for flash photography.

**Size:** 142 x 55.5 x 28mm (5-9/16" x 2-3/16" x 1-1/8")

**Weight:** 295g (10-1/2 ozs.)

# Canon 110 ED



## The Camera that Goes Where You Go


The Canon 110E is a highly portable pocket-size camera that offers simplified design for exceptional convenience in taking those unexpected, once-in-a-life-time photos. In addition to the various built-in aids for helping you produce excellent photographs, including automatic exposure control, the Canon lens has the widest shooting range available in any pocket-sized camera. The 110E's use with the Canonlite ED flash extends its versatility to include any lighting conditions.

**Main Features:** 1) Canon 26mm f/2.7 lens with unique 4 element, 4 component construction; 2) pocket-size, light weight design; 3) electric eye (EE) with a coupling range of EV 0 to EV 17 at ASA 80; 4) viewfinder with parallax correction marks, overexposure and camera shake warning lamps; 5) powered by mercury batteries; 6) battery check lamp; and, 7) Canon Speedlite Extender for flash photography.

**Size:** 133 x 55.5 x 28.5mm (5-1/4" x 2-3/16" x 1-1/8")

**Weight:** 240g (8-1/2 ozs.)

# Canon 110E





## The Best Lap Dissolve in 8mm and a Full Range of Creative Functions

The Canon Auto Zoom 1014 Electronic is an 8mm system movie camera of the very best conceivable quality. In it Canon has endeavoured to satisfy the requirements of the most up-to-date, professional-minded movie makers. Equipped with an f/1.4 10x zoom lens, TTL Servo EE System, macro-shooting capability, variable shutter control for fading, rewinding mechanism for lap dissolve and super imposition, magnetic release for remote control and synchronized flash.

**Lens:** f/1.4 with zoom range of 7mm-70mm.

**Viewfinder:** SLR type combined with split-image rangefinder.


**EE Mechanism:** TTL type Servo EE mechanism with CdS photocell.

**Filming Speeds:** 18 fps, 24 fps, single frame and instant slow motion (about 54 fps).

**Size:** 93.5 x 277 x 121mm. (3-16/11" x 10-16/15" x 4-3/4").

**Weight:** 1,990 g (4 lbs. 6 ozs.).

## Canon AUTO ZOOM 1014 ELECTRONIC



**Canon's Computerized Brain for Top Quality Performance**

The Canon Auto Zoom 814 Electronic is one of the best Super 8 movie cameras available today. Variable shutter control, macro shooting system and a flash socket synchronized for single frame pictures are some of its many remarkable features.

With the timer accessories, its shooting capability covers a full range of possibilities from shooting the stages of the process of motion, to work sampling and unmanned EE shooting.

**Lens:** f/1.4 with zoom range of 7.5mm-60mm.

**EE Mechanism:** TTL type Servo Mechanism with CdS photocell.

**Filming Speeds:** 18,24 fps, single frames and instant slow motion (about 40 fps).

**Macro-Shooting System:** 16.5cm (6.5") from film plane indicator, picture area 33mm x 45mm.

**Size:** 224 x 118 x 70mm. (8-13/16" x 4-5/8" x 2-3/4").

**Weight:** 1,550 g (3 lbs. 7 ozs.).

**Canon**  
**AUTO ZOOM 814**  
**ELECTRONIC**





## A Movie Camera that Shoots When and Where You Want To!

The Auto Zoom 512XL Electronic is a first rate 8mm camera presenting more versatility and higher quality to those seeking more in cinema photography. It has a zoom lens and a mechanism for macrophotography that has 5X magnification. Four filming speeds, manual or automatic adjustment of the zoom lens, and a sharp, bright viewfinder combine to offer ease of operation and superior results.

**Lens:** f/1.2 with zoom ratio of 1:5 and macrophotography of up to 5X magnification.

**Viewfinder:** SLR type, split-image rangefinder

**EE mechanism:** Through the lens EE with CdS

**Filming Speeds:** 9fps; 18fps and SLOW MOTION (36fps).

**Single Frames:** Setting for single frame shootings on the switch dial.

**Size:** 255 x 118.5 x 69.5mm (10-1/16" x 4-11/16" x 2-3/4")

**Weight:** 1350g (2 lbs. 2 ozs.) (with batteries)

# Canon

## AUTO ZOOM 512XL

ELECTRONIC



### The Professional's Home Movie Camera

The 5X Zoom and Wide Angle/Telephoto Macrophotography mechanism the 514XL offers takes you a step further along the road of making your home movies appear like the work of a professional. Fingertip control of all functions and its lightweight, compact body design assure easy and readily available use. Excellent image production by the f/1.4 lens and a full range of view provided by the 220° shutter opening guarantees the superb results expected from such a high quality camera.

**Lens:** f/1.4, 9-45mm focal length, 5X zoom ratio.

**Macro-Shooting System:** Wide angle: 227mm (8-15/16") from film plane indicator, picture area 74 x 102mm (2-15/16" x 4-1/16"). Telephoto: 600mm (23-5/8") from film plane indicator, picture area 44 x 61mm (1-3/4" x 2-3/8");

**Filming Speeds:** 9 fps, 18 fps and single frame.

**Size:** 190.5 x 112 x 39mm (7-1/2" x 4-3/8" x 1-1/2")

**Weight:** 620g (1 lb. 6 ozs.) (with batteries).

# Canon 514XL



## A Movie Camera for the Quality Minded Person

A fully equipped home movie camera that allows you to produce varied and superior home movies. With a 3X Zoom Mechanism and Macrophotography mechanism built into the camera, heretofore unimaginable visual effects are now at your fingertips. The world's fastest f/1.0 lens assures excellent image reproduction and ease of focus. All this is further enhanced by its incorporation in a super lightweight and compact body design for easy handling.

**Lens:** f/1.0 with zoom ratio 3 and macrophotography of up to 3X magnification.

**EE Mechanism:** Automatic exposure mechanism coupled to film speed and frame speed.

**Filming Speeds:** 18 fps and single frame.

**Size:** 176 x 112 x 39mm (6-15/16" x 4-7/16" x 1-1/2")

**Weight:** 580g (1 lb. 4 ozs.) (with batteries).

# Canon 310XL



### Macro Shooting Mechanism in a 8mm Wonder

The Canon Auto Zoom 318M Black is an advanced 8mm movie camera designed with the novice in mind. Its simplified construction incorporates all the necessary features of a movie camera with several additions usually found only on more advanced cameras. Its power zoom lens with a 3:1 ratio can take both single frame exposures and moving shots to produce clear, sharp pictures. It features a macrofilming option for filming up to 22.5cm from the lenses without the use of any special attachments. The latest improvement is a film transport indicator built into the viewfinder to inform you when the film is moving.

**Lens:** f/1.8 with 300m range of 10-30mm.


**Filming Speeds:** 18 fps and single frame.

**Size:** 172 x 80.6 x 60mm. (6-3/4" x 3-3/16" x 2-3/8")

**Weight:** 470g (1 lb. 1/2 oz.)

# Canon

## AUTO ZOOM 318M BLACK



## The Authentic Double Super 8

This is a full scale long-roll film movie camera which uses the long double super 8 film. The most up-to-date mechanisms, such as an 8X zoom large aperture lens, the servo type EE of high precision and sensitivity, the variable shutter control and the power rewinding mechanism, can be used to shoot movies having lap dissolve, fade in and fade out.

**Lens:** f/1.4 with zoom range of 7.5-60mm.


**Zoom ratio** 8:1.

**Filming Speeds:** 12, 18, 24, 36, 54 fps and single frame. Running lock possible.

**Size:** 268 x 277 x 103mm. (10-1/2" x 8-7/8" x 4")

**Weight:** 3,370 g (7 lbs. 7 ozs.)

**Canon**  
**ZOOM DS-8**  
DOUBLE SUPER 8



**Projects up to 400 Feet with Any Type of 8mm Film, plus Automatic Film Threading**

With automatic film threading and rewinding of Super 8, Single 8 and regular 8mm film, this projector can accommodate up to 400 feet (Single 8 up to 500 feet) and can project in slow motion. A quick-change switch allows you to change aperture according to the film.

This projector can be used in any country as it has a choice of seven different voltages from 100 to 240V. It features a high quality zoom lens and is completely portable.

**Lens:** Canon Zoom Lens PS 17-28mm f/1.3

**Motor:** AC series motor, with cooling fan.


**Acceptable Voltages:** Adjustable to 100, 115, 125, 160, 200, 220 or 240V.

**Size:** 33 x 169 x 155mm. (11-1/8" x 6-5/8" x 6-1/8")

**Weight:** 5.2kg. (11 lbs. 7-1/2 ozs.)

**Canon S-400**

**CINE PROJECTOR**



## CANON TIME LAPSE PROGRAMMER

For Continuous, Automatically Controlled Photography

The Canon Time Lapse Programmer is the latest development in automatic photography. It is composed of an A Unit and B Unit which allow for up to 24 hours of scheduled filming with either the F-1 or a Canon 8mm movie camera. The A Unit functions to control the length of filming for the movie camera or the release of the shutter for the F-1 at specified intervals, while the B Unit controls the time periods the A Unit functions in. The Programmer has several safety features: a warning lamp for an incorrectly set A Unit; an automatic battery switch-over mechanism in case of a failure of the AC power source; and a built-in battery checker.

**Construction:** A Unit and B Unit. A Unit can be used independently or A and B Units can be used jointly.

**Usable Cameras:** The F-1 with Motor Drive Unit. 8mm movie cameras with built-in magnet release mechanism (AZ 1014E, AZ 814E, AZ 512XLE).

**Size and Weight:** A Unit: 88 x 210 x 178mm (3-1/2" x 8-1/4" x 7-1/16"), 2510g (5 lbs. 8 ozs.). B Unit: 88 x 210 x 178mm (3-1/2" x 8-1/4" x 7-1/16"), 1750g (3 lbs. 14 ozs.).



## ACCESSORIES FOR 8mm MOVIE CAMERAS

1. Tele-Converter 1.6X
2. Wide-Converter 0.65X
3. Remote Switch 3
4. Remote Switch 60
5. Chestpod
6. Battery Magazine for DS-8
7. Carrying Case for DS-8
8. Carrying Case for Auto Zoom 518 SV Super 8
9. Carrying Case for Auto Zoom 318 M
10. Carrying Case for Auto Zoom 1014 Electronic and 814 Electronic
11. Carrying Case for 514XL and 310XL



1




2




3



4



5



6



7



8



9




10



11



1. Canon Self-Timer E (for 1014 Electronic and 814 Electronic)
2. Canon Interval Timer E (for 1014 Electronic and 814 Electronic)
3. Canon Release 30
4. Canon Release 50
5. Canon Macro Frame (for 318M)
6. Canon Close-up Lenses C-8 450, 240, 48mm, 58mm (for 8mm Movie Cameras)
7. Lens Hoods
8. Lens Caps
9. Eyecup A
10. Eyecup B
11. Finder Cover (for 318M)
12. Finder Cover 4 (for 814E)
13. CCA Filter Cancellation Adapter (for 1014 Electronic and 814 Electronic, 318M)
14. Socket Cover for CCA Filter, Cancellation Adapter (for 1014E, 814E and 318M)




## CANON FILTERS (Screw-in type)

For Black and White Film			For Color Film		
Type	Factor	Use and Effect	Type	Factor	Use and Effect
UV	1X	Recommended especially for high mountain areas and seaside where ultraviolet rays are strong.	Skylight	1X	For distant snow or mountain scenes on an overcast day, for open shade photos under a clear sky to reduce the excessive bluish results.
Y1	1.5X	For landscapes and portraits with low sun, gives correction of tonal values by darkening the navy blue of the sea and brings out the whiteness of the clouds by darkening the sky.		CCA4 (Amber)	1.5X
Y3	2X	For landscapes and still-life. This filter is similar to Y1, but the effects are stronger.	CCA8 (Amber)		
G1	2X	For portrait against the sky. Natural reproduction of foliage, gives correction of tonal values.		CCA (12 equiv.) (Amber)	2X
O1	3X	For haze penetration, contrast in marine scenes, distant landscapes, aerial photography and sky-cloud contrast.	CCB4 (Blue)		
R1	6X	For distant landscapes. Exaggerated skycloud contrast with a very dark sky, gives dramatic and interesting effects.		CCB4 (Blue)	2X
ND-4	4X	Neutral density filters are used only to control exposure and have effect on colors.	CCB (12 equiv.)		
ND-8	8X	Especially used with high speed black and white film in the bright daylight.			

Size	Type	Camera or Lens Used
27mm	UV, Y1, Y3, O1, G1, R1, ND-4, ND-8, CCA4, CCA8, CCA12, CCB4, CCB8, CCB12, Skylight	Demi EE 28, Cine Canonet 8
34mm	UV, Y1, Y3 O1, G1, R1, ND-4, ND-8, CCA4, CCA8, CCA12, CCB4, CCB8, CCB12, Skylight	SD 28mm f/2.8 for Demi C Demi Rapid, Motor Zoom 8EEE Demi S. Demi EE 17
40mm	UV, Y1, Y3, O1, G1, R1, ND-4, ND-8, CCA4, CCA8, CCA12, CCB4, CCB8, CCB12, Skylight	Auto Zoom 318M Black
43mm	UV, ND-4, ND-8, CCA4 CCA8, CCA12, CCB4, CCB8, CCB12, Skylight	310XL, 514XL
48mm	UV, Y1, Y3, O1, G1, R1, ND-4, ND-8, CCA4, CCA8, CCA12, CCB4, CCB8, CCB12, Skylight	Canonet QL 17 19, Canonet G-III 17 19, Canonet 28, Canodate E, Auto Zoom 512 XL Auto Zoom 518 SV, FL 50mm f/1.8, FL 100mm f/3.5, FL 200mm f/4.5, FL 400mm f/5.6, FL 600mm f/5.6, FL 800mm f/8, FL 1200mm f/11 S.S.C., EX 35mm f/3.5, EX 50mm f/1.8, FL 35mm f/3.5, FLM 100mm f/4, Datematic
55mm	UV, Y1, Y3, O1, G1, R1, ND-4, ND-8, CCA4, CCA8, CCA12, CCB4, CCB8, CCB12, Skylight	FD 24mm f/2.8 S.S.C., FD 28mm f/2.8 S.C., FD 35mm f/3.5 S.C., FD 35mm f/2 S.S.C., FD 50mm f/1.8 S.C., FD 50mm f/1.4 S.S.C., FD 100mm f/2.8 S.S.C., FD 135mm f/3.5 S.C., FD 200mm f/4 S.S.C., FD 100-200mm f/5.6 S.C., FD 85mm f/1.8 S.S.C., FD 28mm f/2 S.S.C., FD 100mm f/4 S.C. Macro, FD 50mm f/3.5 S.S.C. Macro
58mm	UV, Y1, Y3, O1, G1, R1, ND-4, ND-8, CCA4, CCA8, CCA12, CCB4, CCB8, CCB12, Skylight	Auto Zoom 814 Electronic, DS-8, FD 55mm f/1.2 S.S.C., FD 55mm f/1.2 S.S.C. ASPHERICAL, FD 135mm f/2.5 S.C., FD 300mm f/5.6 S.C., FL 19mm f/3.5, FL 28mm f/3.5, FL 35mm f/2.5, FL 50mm f/3.5, FL 50mm f/1.4, FL 55mm f/1.2, FL 85mm f/1.8, FL 135mm f/2.5, FL 200mm f/3.5, FL 55-135mm f/3.5, FL 300mm f/5.6 FLUORITE, TS 35mm f/2.8 S.S.C., Auto Zoom 1014 Electronic
62mm	UV, Y3, R1, ND-4, ND-8, CCA4, CCA8, CCB4, CCB8, CCB12, Skylight	EX 95mm f/3.5
72mm	UV, Y3, R1, ND-4, ND-8, CCA4 CCA8, CCA12, CCB4, CCB8, CCB12, Skylight	FD 17mm f/4 S.S.C., FD 20mm f/2.8 S.S.C., FD 24mm f/1.4 S.S.C. ASPHERICAL, FD 85mm f/1.2 S.S.C. ASPHERICAL, FD 200mm f/2.8 S.S.C., EX 125mm f/3.5, C-8 Tele-Converter 1.6X, C-8 Wide-Converter 0.65X
95mm	Y3, O1, R1, CCA12, CCB4, Skylight	FL 500mm f/5.6 FLUORITE
Series No. 9	UV, Y3, R1, ND-4, ND-8, CCA4, CCA8, CCA12, CCB4, CCB8, CCB12, Skylight	Auto Zoom 1218, FL 19mm f/3.5R, Scoopic 16 w/Hood 86mm

# CANON CLOSE-UP LENSES

Close-up photography can be easily performed by simply screwing a close-up lens into the front of the lens of a single lens reflex camera or an 8mm movie camera. The diagram below shows the filter sizes. The numbers 240, 450, which appear in the column under "Type" (close-up distance) signify the distance (in mm) between the front of the lens and the object in focus when the lens is focused at "infinity."



Size	Type	Camera or Lens Used
<b>C-8 48mm</b> (Exclusive for 8mm Movie Cameras)	240 450	Auto Zoom 518 SV, Auto Zoom 518, Auto Zoom 512 XL
<b>C-8 58mm</b> (Exclusive for 8mm Movie Cameras)	240 450	Auto Zoom 1014 Electronic, DS-8 Auto Zoom 814 Electronic
<b>48mm</b>	240 450 900	FL 50mm f/1.8, EX 50mm f/1.8
<b>55mm</b>	240 450	FD 50mm f/1.8 S.C., FD 50mm f/1.4 S.S.C. Lenses with diameter of 55mm
<b>58mm</b>	240 450 1800	FD 55mm f/1.2 S.S.C., FL 55mm f/1.2., FL 50mm f/1.4, FL 58mm f/1.2, Lenses with diameter of 58mm FL 55-135mm f/3.5
<b>72mm</b>	1100 2100	Scoopic 16



## COMBINATIONS OF SOFTMAT AND CANON LENSES




Canon Softmats are special type of filters which soften the image. No. 1 gives a soft and shallow delineation, whereas No. 2 makes the image conspicuously blurred.

Size	Type	Lens Used
48mm	No.1 No.2	FL 50mm f/1.8, FL 100mm f/3.5, FL 135mm f/3.5, FL 200mm f/4.5, EX 50mm f/1.8
55mm	No.1 No.2	FD 50mm f/1.8 S.C., FD 50mm f/1.4 S.S.C., 100mm f/2.8 S.S.C., FD 135mm f/3.5 S.C., FD 200mm f/4 S.S.C., FD 100-200mm f/5.6 S.C., FL 100-200mm f/5.6, FD 28mm f/2 S.S.C.
58mm	No.1 No.2	FD 55mm f/1.2 S.S.C., FD 55mm f/1.2 S.S.C ASPHERICAL., FD 85mm f/1.8 S.S.C., FD 135mm f/2.5 S.C., FD 300mm f/5.6 S.C. FL 50mm f/3.5, FL 50mm f/1.4, FL 55mm f/1.2, FL 58mm f/1.2, FL 85mm f/1.8, FL 135mm f/2.5, FL 200mm f/3.5, FL 55-135mm f/3.5, FD 300mm f/5.6 S.C., FD 35-70mm f/2.8-3.5 S.S.C.

Type No.1 gives a soft and shallow delineation, while No.2 makes the image conspicuously blurred.

# LENS HOODS AND CAPS



## LENS HOODS

Model	Camera or Lens Used
BW-55A	FD 35mm f/3.5 S.C., FD 35mm f/2 S.S.C.
BW-55B	FD 24mm f/2.8 S.S.C., FD 28mm f/2.8 S.C., FD 28mm f/2 S.S.C.
BW-58B	TS 35mm f/2.8 S.S.C.
BS-55	FD 50mm f/1.8 S.C., FD 50mm f/1.4 S.S.C.
BS-58	FD 55mm f/1.2 S.S.C., FD 55mm f/1.2 S.S.C. ASPHERICAL
BT-55	FD 100mm f/2.8 S.S.C., FD 135mm f/3.5 S.C., FD 85mm f/1.8 S.S.C.
W-50	FL 35mm f/3.5, EX 35mm f/3.5
W-60	Auto Zoom 814 Electronic, FL 35mm f/2.5, FL 28mm f/3.5
W-69	FD 35-70mm f/2.8-3.5 S.S.C.
S-50	Auto Zoom 518 SV, Auto Zoom 518, FL 50mm f/1.8, EX 50mm f/1.8
S-60	FL 55mm f/1.2, FL 50mm f/1.4, FL 50mm f/3.5, FL 55-135mm f/3.5
T-50	FL 100mm f/3.5, FL 135mm f/3.5
T-60	FL 85mm f/1.8, FL 135mm f/2.5, FL 200mm f/3.5
T-65	EX 95mm f/3.5
Exclusive	Canodate E, Canonet G-III 17 19, Canonet QL 17, 19, Auto Zoom 1218, Scoopic 16, FL 400mm f/5.6, Datematic

## DUST CAPS

Model	Lens Used
R-F	FD Lenses, FL Lenses
A-3	EX Lenses
Exclusive	FL 400, 600, 800 & 1200mm
Finder Dust Cover	Interchangeable Finders for F-1

## BODY CAPS

Model	Camera Used
Camera Cover R-F	F-1, EF, FTb, TX
Camera Cover 2	EX AUTO



## LENS CAPS

Cap Size	Material	Camera or Lens Used
C-55	Plastic	FD 24mm f/2.8 S.S.C., FD 28mm f/2.8 S.C., FD 35mm f/3.5 S.C., FD 35mm f/2 S.S.C., FD 50mm f/1.8 S.C., FD 50mm f/1.4 S.S.C., FD 100mm f/2.8 S.S.C., FD 135mm f/3.5 S.C., FD 200mm f/4 S.S.C., FD 100-200mm f/5.6 S.C., FD 28mm f/2 S.S.C., FD 50mm f/3.5 S.S.C. Macro, FD 100mm f/4 S.C. Macro, FD 85mm f/1.8 S.S.C.
C-58	Plastic	TS 35mm f/2.8 S.S.C., FD 55mm f/1.2 S.S.C., FD 55mm f/1.2 S.S.C. ASPHERICAL., FD 135mm f/2.5 S.C., FD 300mm f/5.6 S.C., FD 35-70mm f/2.8-f/3.5 S.S.C., FL 300mm f/5.6 FLUORITE
36mm	Plastic	S-400
43mm	Plastic	310XL, 514XL
45mm	Plastic	Auto Zoom 318M Black
50mm	(3) Plastic (5)	Auto Zoom 518 SV, Auto Zoom 518, Auto Zoom 512 XL, FL 35mm f/3.5, FL 100mm f/3.5, FL 200mm f/4.5, EX 35mm f/3.5, Canodate E, Canonet G-III 17 19, Canonet QL 17 19, Canonet 28, Canomatic M70, Datematic
	Metal	FL 50mm f/1.8, EX 50mm f/1.8
57mm	Plastic	FL 100-200mm f/5.6
60mm	Plastic	FL 28mm f/3.5, FL 35mm f/2.5, FL 50mm f/3.5, FL 85mm f/1.8, FL 135mm f/2.5, FL 200mm f/3.5, FL 55-135mm f/3.5
	Metal	Auto Zoom 814 Electronic, FL 50mm f/1.4, FL 55mm f/1.2, FL 300mm f/5.6 FLUORITE
65mm	Plastic	Plastic EX 95mm f/3.5
	Metal	Zoom DS-8
75mm	Metal	Scoopic 16, FD 17mm f/4 S.S.C., FD 20mm f/2.8 S.S.C., FD 85-300mm f/4.5, EX 125mm f/3.5, Hood for Scoopic 16 W Filter Holder, Cap for Focusing Unit
80mm	Metal	FL 19mm f/3.5R, C-8 Tele-Converter 0.65X
82mm	Metal	FL 400mm f/5.6
85mm	Metal	Auto Zoom 1218
106mm	Metal	FL 500mm f/5.6 FLUORITE
114mm	Metal	FL 600mm f/5.6, 800mm f/8, FL 1200 f/11 S.S.C.

## CASES



Gadget Bag G-1



Gadget Bag 4






Case for F-1



Case for  
Canonet G-III 17



Lens Cases

#### CASES

##### For SLR cameras

**Case L for:** F-1, EF, FTb and TX w FD 55mm f/1.2 S.S.C.; Pellix QL w FL 55mm f/1.2, or FL 50mm f/1.4

FT QL w FL 55mm f/1.2 or FL 50mm f/1.4

**Case S for:** F-1, EF, FTb and TX w FD 50mm f/1.4 S.S.C., or FD 50mm f/1.8 S.C.; Pellix QL w FL 50mm f/1.8; FT QL w FL 50mm f/1.8

**Case for:** EX Auto, EX EE

##### For 8mm and 16mm Movie Cameras

**Exclusive Carrying Cases each for:** Auto Zoom 518 SV, Auto Zoom 518, Auto Zoom 814 Electronic, Auto Zoom 318M Black, Zoom DS-8, Scoopic 16, Auto Zoom 1014 Electronic, Auto Zoom 512 XL, 514 XL, 310 XL

##### For EE Cameras

**Case for:** Canodate E, Canonet G-III 17 19, Canonet QL 17 19, Canonet 28, Datamatic, 110 ED, 110 E

##### For 126-Size Camera

**Exclusive Soft Case for:** Canomatic M 70

##### For Interchangeable Lenses

**Lens Case B for:** FL 50mm f/1.8

**Lens Case C for:** FD 24mm f/2.8 S.S.C., FD 28mm f/2.8 S.C., FD 35mm f/3.5 S.C., FD 35mm f/2 S.S.C., FD 50mm f/1.8 S.C.,

FD 50mm f/1.4 S.S.C., FD 28mm f/3.5 S.C., FL 35mm f/3.5, FL 35mm f/2.5, FL 50mm f/1.4, FL 55mm f/1.2 FLM 100mm f/4

**Lens Case D for:** FD 100mm f/2.8 S.S.C., Fisheye Lens 7.5mm f/5.6 S.C., FL 85mm f/1.8, FD 85mm f/1.8 S.S.C.

**Lens Case E for:** FD 135mm f/2.5 S.C., FD 135mm f/3.5 S.C., FL 135mm f/3.5

**Lens Case F for:** FL 135mm f/2.5

**Lens Case G for:** FL 200mm f/3.5

**Lens Case H for:** FL 100mm f/3.5

**Lens Case I for:** FD 55mm f/1.2 S.S.C., FD 55mm f/1.2 S.S.C. ASPHERICAL., FD 17mm f/4 S.S.C., Tele-Converter 1.6X, Wide-Converter

0.65X, FD 20mm f/2.8 S.S.C., FD 24mm f/1.4 S.S.C. ASPHERICAL, FD 15mm f/2.8 S.S.C.

**Lens Case J for:** FD 200mm f/4 S.S.C., FD 200mm f/4.5

**Lens Case K for:** FD 100-200mm f/5.6 S.C., FL 100-200mm f/5.6

**Exclusive Lens Cases each for:** FD 300mm f/5.6 S.C., FL 19mm f/3.5, FL 19mm f/3.5 R, FL 50mm f/3.5, FL 55-135mm f/3.5,

EX 35mm f/3.5, EX 95mm f/3.5, EX 125mm f/3.5, FD 85-300mm f/4.5, FL 300mm f/5.6 FLUORITE, FL 500mm f/5.6 FLUORITE, FL 400mm

f/5.6, FL 600mm f/5.6 w Focusing Unit, FL 800mm f/8 w Focusing Unit, FL 1200mm f/11 S.S.C. w Focusing Unit

**Leather Hood Case for:** Canonet hood

##### Gadget Bags

Gadget Bag G-1, Gadget Bag 4,

## CANON ELECTRONIC FLASH UNITS

### Speedlite 133D

The Speedlite 133D was designed for single lens reflex cameras. The voltage of the electric charge in the strobe and the shooting distance are sent as electrical signals to the meter circuit of the camera. Select the proper f/stop by turning the aperture ring to match needles in the viewfinder of the F-1, FTb and TX.

### Canolite D


The Canolite D is a direct mounting automatic electronic flash unit used only with the EX AUTO, Canonet GIII 17, and Canonet 28. Thanks to the performance of the Canolite D, flash photography can be performed automatically. This eliminates the trouble of calculating guide numbers.

### Canolite ED

The Canolite ED is a mini-sized electronic flash unit that can be used with the 110ED, 110E and Datematic. When used with these cameras, guide number calculations are unnecessary, and proper exposures are possible as soon as the ready light comes on. A further advantage of the Canolite ED is that it consumes little energy.



Canolite ED



Canon Speedlite 133D



Canolite D

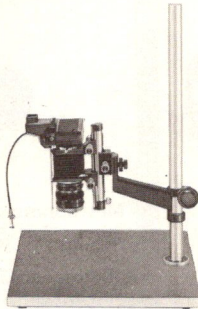
## COPYING EQUIPMENT

### Canon Copy Stand 4

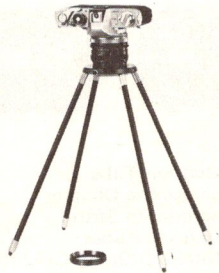
The Canon Copy Stand 4 is used to photograph printed matter, documents, diagrams, photographs, drawings, and charts, with a Canon single lens reflex camera. It can also be used for photographing titles for 8mm films.

### Canon Handy Stand F

A simple copy stand for Canon's single lens reflex cameras with Extension Tube M5, F Ring 48mm, 55mm and 58mm. Subjects can be copied with the standard lens.. Small and light, it is very convenient for carrying around. Its operation is very simple.




Canon Copy  
Stand 4



Canon Handy  
Stand F

## ACCESSORIES FOR COPYING EQUIPMENT

**Extension Tube**

Macrophoto Coupler

Macrophoto Strut

**Extension Tubes**

A(6mm) B(9mm) C(12mm)

**Extension Tubes**


25mm 100mm

50mm 150mm

75mm 200mm

**Macrophoto Coupler**40mm For 50mm f/1.5, 1.8,  
2.2, 2.848mm For 50mm f/1.4 FL50  
mm f/1.855mm For 50mm f/1.2 FD50  
mm f/1.8 FD50mm f/1.4

MACRO FD50mm f/3.5

58mm For FL50mm f/1.4,  
MACRO FL50mm f/3.5 FL55  
mm f/1.2**Macrophoto Strut**

This strut is used to eliminate vibration when performing close-up photography by firmly supporting the Extension Tubes so that they cannot move. Accessories for Copying Equipment. Intermediate tube for close-up photography. For macrophotography.



CHILDREN'S MEMORIAL  
HOSPITAL


EMERGENCY 240 00

GUARD AGAINST FIRES  
Do not throw lighted  
cigarettes or matches,  
matches or glass.

## CANON BINOCULARS

All Canon Binoculars are built with the finest anticorrosive alloys and incorporate Spectra Coated optical glass. They also have center focusing, and perfectly balanced optical and mechanical axis. Definition, brilliance and image delineation are guaranteed by Canon's long years of experience in the field of high precision optics.

	7 X 35	8 X 30	6 X 30	7 X 50
Magnification	7 X	8 X	6 X	7 X
Angle of View	7.5°	7.5°	8.0°	7.2°
Linear Field at 1000 Yards	393 ft	393 ft	420 ft	376 ft
Net Weight (approx.)	605 g	595 g	575 g	1,115 g
	1 lb. 5-3/8 ozs.	1 lb. 5 ozs.	1 lb. 4-1/4 ozs.	2 lbs. 7-3/8 ozs.





# Canon

**CANON INC.** 11-28, Mita 3-chome, Minato-ku, Tokyo 108, Japan

**U.S.A.** ————— **CANON U.S.A., INC. HEAD OFFICE**  
10 Nevada Drive, Lake Success, Long Island, N.Y. 11040, U.S.A.

**CANON U.S.A., INC. MANHATTAN OFFICE**  
600 Third Avenue, New York, N.Y. 10016, U.S.A.

**CANON U.S.A., INC. ATLANTA SERVICE STATION**  
160 Peachtree Street, N.W., Atlanta, Georgia 30303, U.S.A.

**CANON U.S.A., INC. CHICAGO OFFICE**  
140 Industrial Drive, Elmhurst, Illinois 60126, U.S.A.

**CANON U.S.A., INC. LOS ANGELES OFFICE**  
123 Paularino Avenue East, Costa Mesa, California 92626, U.S.A.

**CANON U.S.A., INC. LOS ANGELES SERVICE STATION**  
3407 West 6th Street, Los Angeles, California 90020, U.S.A.

**CANON U.S.A., INC. SAN FRANCISCO SERVICE STATION**  
776 Market Street, San Francisco, California 94102, U.S.A.

**CANON U.S.A., INC. HAWAII OFFICE**  
Bldg. B-2, 1050 Ala Moana Blvd., Honolulu, Hawaii 96814, U.S.A.

**CANADA** ————— **CANON OPTICS & BUSINESS MACHINES CANADA, LTD.**  
**HEAD OFFICE**

3245 American Drive, Mississauga, Ontario, L4V 1N4, Canada

**CANON OPTICS & BUSINESS MACHINES CANADA, LTD.**  
**MONTREAL OFFICE**

3070 Brabant-Marineau Street, St. Laurent, Quebec, H4S 1K7, Canada

**CANON OPTICS & BUSINESS MACHINES CANADA, LTD.**  
**VANCOUVER OFFICE**

735 Elmbridge Way, Richmond, B.C., V6X 1B8, Canada

**EUROPE, AFRICA & MIDDLE EAST** ————— **CANON AMSTERDAM N.V.**  
Gebouw 70, Schiphol Oost, Holland

**CENTRAL & SOUTH AMERICA** ————— **CANON LATIN AMERICA, INC. SALES DEPARTMENT**  
P.O. Box 7022, Panama 5, Rep. of Panama

**CANON LATIN AMERICA, INC. REPAIR SERVICE CENTER**  
P.O. Box 2019, Colon Free Zone, Rep. of Panama

**SOUTHEAST ASIA** ————— **CANON INC. HONG KONG BRANCH**  
5th Floor 2-6, Fui Yiu Kok Street, Tsuen Wan, New Territories, Hong Kong