



Canon

EOS
A2
A2E




STYLE. SPEED.
AUTOMATIC OR MANUAL PRECISION.
LIGHT OR NO LIGHT.
AND OUR REVOLUTIONARY
EYE CONTROLLED FOCUS.™



The Canon EOS A2 and EOS A2E are created from ideals. Not fashion. These are the AF SLR cameras that boast leading-edge technology in order to do everything well, not just a couple of things well.

**CANON EOS A2E:
THE CAMERA THAT FOCUSES
WHERE YOU LOOK.**

Introducing the world's first camera with Eye Controlled Focus. It's an extraordinary breakthrough in camera technology, and it's exclusively from Canon. You simply look through the viewfinder and the camera focuses where you look.



**SHOOT SPONTANEOUSLY WITH
PROFESSIONAL PRECISION.**

The EOS A2 and A2E share an unprecedented number of features to give serious photographers more choices. More precision. In short, the Canon EOS A2 and EOS A2E are for those photographers who want it all. "User friendly" design. Versatile features. Spontaneous shooting with professional precision. Virtually anytime, anywhere, under any shooting conditions.

Canon


EXTRAORDINARY FEATURES FOR EXTRAORDINARY PHOTOGRAPHS.

HIGH-SPEED, WIDE-ZONE 5-POINT AUTOFOCUS.

Acquires sharp focus instantly, virtually anywhere in the picture area without the need to recompose or manipulate camera controls.

RETRACTABLE TTL AUTOZOOM FLASH WITH RED-EYE REDUCTION.

The convenience of built-in flash with the precision of TTL exposure control, plus high power and fast recycling time.



*Canon
EOS A2*

THREE METERING PATTERNS.

Sophisticated 16-zone Evaluative Metering concentrates on the focusing point, Spot Metering isolates the subject from the background, and Center-Weighted Average Metering reads the entire scene with emphasis placed on the center area.

ADVANCED WHISPER DRIVE™ FILM TRANSPORT SYSTEM.

A high-performance, 5 fps motor drive with 3 shooting speeds and the choice of silent or high-speed rewind.

**EIGHT
AE MODES.**

Full featured exposure control with 8 AE modes plus manual. The photographer can exercise full creative control or the camera can make the decisions automatically.

**1/8000
SHUTTER SPEED.**

This ultra-fast setting “freezes” the movement of most subjects allowing fast-action shots to be photographed with ease. 1/200 second flash sync provides outstanding fill-in flash performance.



*Canon
EOS A2E*

**IMPROVED
OPERABILITY.**

The electronic control dials are wonderfully precise and positioned for an easy, almost unconscious reach for the thumb and index finger.

**EXPANDED CUSTOM
FUNCTIONS.**

A total of 16 custom functions allows the photographer to customize the camera according to personal preferences and shooting styles.

**OPTIONAL VERTICAL
GRIP VG10.**

This useful accessory results in vertical shooting performance equal to horizontal shooting in virtually every way. It includes frequently used controls, positioned for fingertip convenience: Main input dial, vertical-position shutter button, AE lock/Custom function and focusing point selection buttons.

FIVE-POINT, WIDE-ZONE AUTOFOCUSING AT A TOUCH OR A LOOK.

A race car screams through a rainy mist at 200 mph. A black oak guards a mysterious cave. Moving or stationary subjects, even in low light, even with low contrast, can now be focused automatically with incredible speed, precision and versatility.

AUTOFOCUS WHERE YOU WANT IT, WHEN YOU WANT IT.

The Canon EOS A2 and EOS A2E have five focusing sensors arranged horizontally across the focusing screen in a new 11+11 wide-zone configuration. You compose the picture. The camera focuses on the subject. But, unlike a camera with only one focusing point, you don't have to move the A2 or A2E to recompose for an off-center subject. And with the A2E, it only takes a look to focus any picture!






*Canon's wide-zone
autofocusing lets you
target even off-center
subjects. So unlike a
camera with one focusing
point, you don't have
to focus and recompose
the picture.*

CANON EOS A2E. THE FIRST CAMERA WITH EYE CONTROLLED FOCUS.



Eye Controlled Focus is a radical breakthrough in camera technology. This revolutionary advance enables the EOS A2E to detect which part of the viewfinder screen you're looking at and autofocus the lens at that point.

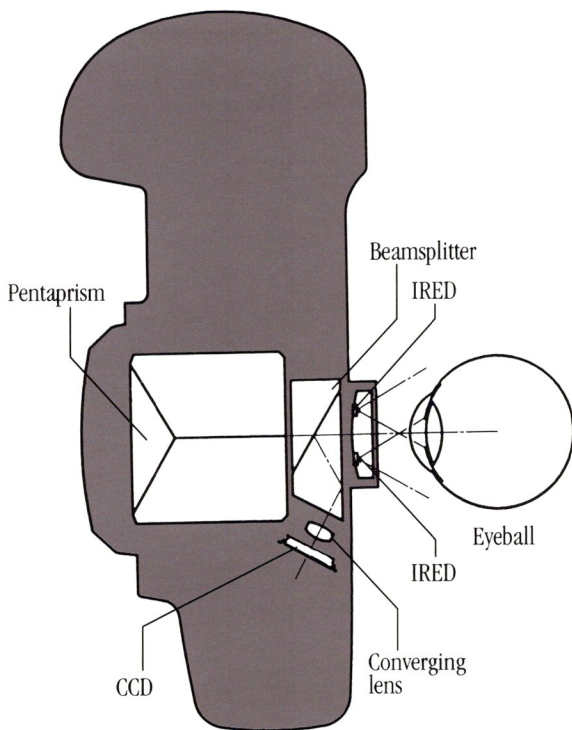
The camera effectively becomes an extension of your eye. As an additional feature, it's even possible to stop down the lens for a depth-of-field check by simply looking at a special mark in the viewfinder!



HOW EYE CONTROLLED FOCUS WORKS.

Eye Controlled Focus detects the rotation angle of the photographer's eye. The system then calculates the photographer's line of sight by comparing the position of the

pupil to reflection images created by a pair of miniature infrared emitting diodes (IREDS) mounted in the eyepiece frame.




CALIBRATING EYE CONTROLLED FOCUS.

EVERY EYE HAS A SIGNATURE.


Almost everyone can use Eye Controlled Focus, even photographers who wear ordinary eyeglasses or contact lenses. A simple calibration procedure is all that's required to start using the system. Once the EOS A2E "knows" your personal eye characteristics, it can detect exactly which part of the

viewfinder screen you're looking at and focus the lens using the nearest AF frame. Up to 5 different calibrations can be stored in the camera, for different users or different shooting conditions. And, every time you re-calibrate your personal setting (in different situations such as indoors and outdoors, for example), the A2E gets to "know" you even better, improving its response.





An easy procedure customizes the EOS A2E for up to five individual photographers. In seconds, you can go from selecting a calibration number to photographing your subject.



To calibrate the Eye Controlled Focus system, first turn the Command Dial to the CAL position and select a calibration number by turning the main dial. Hold the EOS A2E horizontally and look directly into the viewfinder. The AF frame superimposed on the far-right focusing point blinks in red. While looking at this frame, depress the shutter button


halfway. When detection is completed, the red light disappears and a beep tone is heard. Release the shutter button and the AF frame for the far-left focusing point is superimposed in red. Look at this point and press the shutter button halfway. "END" is indicated in the viewfinder. You can now begin shooting by switching to a shooting mode. It's that easy.

FOCUS AS FAST AS YOU CAN COMPOSE THE PICTURE.


Great shots don't always wait around for the photographer to focus. So we've incorporated the speed, sensitivity and precision necessary to keep up with the action even in low-light, low-contrast situations. The 5-point focusing system makes it incredibly simple to compose the picture the way you want it without wasting valuable time. An ultra-fast 20MHz microprocessor calculates AF data almost instantly, in lighting conditions ranging from blazing sunlight

to deep shadow. Canon's original Cross-type BASIS autofocus sensor recognizes subjects that baffle less sophisticated AF systems. In low-light or low-contrast shooting conditions, a built-in AF auxiliary light illuminates the subject. A horizontally striped emission pattern corresponding to the five focusing points provides sufficient illumination and contrast for the lens to focus. So, low-light or no light, the camera can see even when the photographer can't.

AI Focus,
available exclusively in the Full Auto (Green Zone) mode, automatically selects One-shot AF or AI Servo AF by detecting subject movement.




AI Servo AF is recommended for moving subjects, especially those moving towards or away from the camera. This predictive focusing mode calculates speed and direction to produce sharp focus at the instant of exposure.



One-shot AF is ideal for stationary subjects because the photographer can lock focus and exposure before the shot. The 5-point autofocus system minimizes the need to recompose the picture.

Manual Focus is available with all current EF lenses. You may want to fine-tune the focus or may simply prefer a full-time hands-on approach. If so, simply turn the focusing ring after moving the switch on the lens barrel from AF to M.



IMPROVED WHISPER DRIVE™ FILM TRANSPORT.

You're photographing a wedding ceremony. A piano recital. Or a sleeping baby. The Canon EOS A2 and EOS A2E won't intrude. The film advances silently even in the rapid-fire, continuous-exposure modes. And when you reach the end of the roll, the silence of the automatic rewind will amaze you.

FILM ADVANCE SPEEDS UP TO 5 FPS. SILENT OR HIGH- SPEED REWIND.

Both the EOS A2 and A2E use a version of Canon's Whisper Drive

film transport that now offers a choice of 3 film winding modes: Single, Continuous or High-speed Continuous. You can shoot as fast as 5 fps (frames per second) in the High-speed Continuous mode or 3 fps in the Continuous mode, making it easy to keep up with even fast-moving action. Even in their high-speed rewind mode, the A2 and A2E are incredibly quiet, but the silent rewind mode is even quieter. If you haven't experienced it, you're in for a pleasant surprise.





Let the action begin... and continue. With its built-in, motorized film transport, your Canon EOS A2 or A2E shoots it all at up to 5 frames per second.

LOW LIGHT. NO LIGHT. OUR SOPHISTICATED, BUILT-IN SOLUTION.

RETRACTABLE, TTL AUTOZOOM FLASH WITH RED-EYE REDUCTION.

It pops up smoothly. It zooms automatically. And it hides with a gentle push. The built-in TTL flash is always ready when


you are. Automatically, it zooms to cover three flash angles: Wide-angle (28mm), normal (50mm) and telephoto (80mm). Powerful guide numbers ranging from 43 to 56 (ISO 100 feet) provide extended range.



An incandescent lamp built into the flash briefly illuminates your subject just before exposure, reducing the red-eye effect.



Recycling time is fast: approximately two seconds. Optional red-eye reduction reduces pupil size by illuminating the subject when necessary. Flash exposure compensation (up to ± 2 steps in 1/2-step increments) lets you control fill-flash ratios for more professional-looking results. And second-curtain sync is available for maximum creative control.



TTL autozoom flash goes where your camera goes, popping up in an instant to give your subject exactly the right amount of light. There's nothing to calculate. It's all automatic.

EASY OPERATION PUTS YOU IN CONTROL.

ENGINEERED FOR THE SERIOUS PHOTOGRAPHER.

Test the controls. They're uncannily responsive. The electronic input dials, for example, are smooth, precise and positioned for an easy, almost-unconscious reach for the thumb and index finger. Observe how the simple, flowing curves lead to a secure, comfortable working relationship. The feel and balance of the camera are

instinctively natural. Even in steamy or cold weather, the design actually contributes to a secure grip. The controls make it simple to override automatic exposure at any time in the Creative Zone AE modes (Program, Shutter-priority AE, Aperture-priority AE and Depth-of-Field AE). The final decision on focus can also be manually selected via a switch on every Canon EF lens.



COMMAND DIAL.

All modes and functions are clearly presented and quickly accessible to give the photographer a choice of fully automatic, automatic with manual input or completely manual control.

TWIN ELECTRONIC DIALS.



Even for gloved fingers, the Main Dial (left) and Quick Control Dial (right) are easily accessible, fast and electronically accurate. Working in tandem or separately, they select the following operations:

MAIN DIAL AND QUICK CONTROL DIAL DATA INPUT FUNCTIONS

Operation Component	Input Data	Settings	Joint Operation Button Remarks
Main Dial	Shutter speed setting	39	Independent operation
	Aperture value setting (in Aperture-priority AE and X mode)	27	
	Program shift	16	
	Calibration number setting	6	
	Custom function number selection	16	Custom function selector
	AF focusing point selection	6	AF focusing point selector
	Transport mode selection	3	Transport mode button
	AF mode selection	2	AF mode button
	Metering mode selection	3	Metering mode button
	Manual film speed setting	31	Function button
	Multiple exposure frame number setting	10	
	AEB step setting	5	
	Beeper mode selection	2	
	Red-eye reduction mode selection	2	
	Flash exposure compensation amount setting	9	Flash button
Quick Control Dial	Shutter speed setting (X mode)	5	Independent operation
	Aperture value setting (manual exposure mode)	27	
	Exposure compensation amount setting	9	
	Flash exposure compensation amount setting	9	

HIGH-PERFORMANCE METERING SYSTEM READS THE SUBTLETIES OF LIGHT OVER SIXTEEN ZONES.

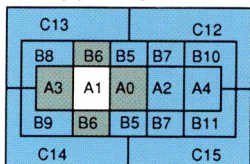
THREE DIFFERENT METERING PATTERNS SEE IT YOUR WAY.

Canon has developed a 16-zone metering sensor (SPC) to match the five focusing points of the EOS A2 and EOS A2E. The result is increased accuracy and flexibility in difficult photographic situations.

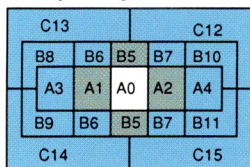
16-ZONE EVALUATIVE METERING.

Automatically linked to the Focusing Point in use.

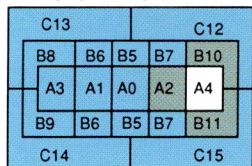
Near left focusing



Center focusing



Far right focusing



- Main subject metering area
- Intermediate metering area
- Peripheral metering area



EVALUATIVE METERING.

In this mode, the exposure setting is based on the focusing point in use as well as subject size, overall lighting level, front lighting and back lighting. Metering areas "A" (in the diagram) correspond to the AF system's 5 focusing points. By comparing readings from individual segments, Evaluative Metering can automatically apply exposure compensation when necessary. Accuracy is maintained regardless of camera position through an internal switch that detects whether the camera is held horizontally or vertically and compensates exposure accordingly.




CENTER-WEIGHTED AVERAGE METERING.

Center-weighted average metering reads the entire scene with emphasis placed on the center area. The calculation is based on the output of all sections of the 16-zone sensor. As the center-weighted point is always in the center of the frame, no compensation is made for vertical or horizontal camera position.



SPOT METERING.

This mode limits the metering to approx. 3.5% of image area. It's used primarily to meter the main subject against a bright background or for subjects that require precise measurement, e.g., close-up photography. Standard configuration is with spot metering in the center of the viewfinder (A0 section in the diagram). The photographer can also move the spot with Custom Function 15, which links spot metering with a manually selected focusing point.



FULL-FEATURED EXPOSURE CONTROL.

The EOS A2 and EOS A2E facilitate every aspect of the creative process, including exposure control. A full range of shooting modes enables the camera to make decisions automatically or the photographer can interpret the scene in a very personal way. The Command Dial has been cleverly designed to simplify the selection of shooting modes and speed up the task of setting other camera controls.

IMAGE ZONE AND CREATIVE ZONE.

The shooting modes are divided in two categories: "Image Zone" and "Creative Zone."

Image zone shooting modes automatically set all camera functions such as metering, film winding and AF mode to the optimum settings for the selected mode. Creative zone shooting modes permit you to select all camera functions for maximum creative control.

FULL AUTO MODE (GREEN ZONE).

The full auto mode, identified by the green rectangle on the Command Dial, is just right for general snapshots. The camera makes all the decisions for point-and-shoot simplicity.





IMAGE ZONE MODES.

FOUR EVERYDAY SITUATIONS. FOUR AUTOMATIC SETTINGS.

Programmed Image Control modes allow completely automatic shooting in four common situations: portraits,

landscapes, close-ups and sports. To match the desired image, a preset combination of four functions is activated: autofocus, automatic exposure, metering and film transport.




PORTRAIT



LANDSCAPE



CLOSE-UP




SPORTS

CREATIVE ZONE MODES.

Intelligent Program AE

selects the best shutter speed and aperture value for general situations. It responds to changes in the focal length of the lens, providing reasonable protection against camera shake. A variable program shift function lets the photographer manually override the camera's chosen shutter speed and aperture combination.



Shutter-priority AE

lets the photographer choose the shutter speed, for example, to freeze fast-moving subjects. The proper aperture is then chosen by the camera. Shutter speeds range from 30 seconds to 1/8000 of a second in 1/2-step increments.




Aperture-priority AE lets the photographer select the aperture value. A large aperture, for example, can allow a soft, blurred background behind a sharply focused subject. The camera then chooses the proper shutter speed.



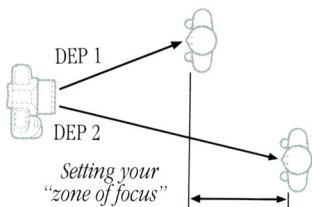
Manual mode allows the photographer to make all decisions regarding shutter speed and aperture values. Shutter speeds are selected with the main dial, while apertures are set with the Quick Control Dial. This mode is fully metered to allow separate readings, for example, a delicately detailed main subject against a bright background. The rest is up to the photographer.

X mode is a variation of manual mode designed for use with studio strobes. Aperture control is shifted to the main dial, and shutter speeds from 1/60-1/200 sec. can be set with the Quick Control Dial.





Depth-of-Field AE puts a selected area into focus. The photographer selects two points in a scene and the camera sets the correct aperture, shutter speed and focusing distance. The center focusing point is normally used but other focusing points can be selected manually, if desired. As with all Creative Zone modes, the zone of focus can be previewed through the viewfinder via Custom Function 11 (or via Eye Control with the EOS A2E).



ADVANCED EXPOSURE OPERATIONS AS SOPHISTICATED AS YOUR AMBITIONS.





AEB (Auto Exposure Bracketing).

Auto exposure bracketing allows 3 successive pictures in the following sequence:

1. Correct exposure
2. Underexposure
3. Overexposure

It can be used in both AE and manual modes with the bracketing amount in 1/2-step increments up to ± 2 steps from the metered exposure value.




Multiple exposure. *You can record up to nine images on a single frame with the multiple exposure function. If you wish, the number of images can be reset during shooting.*

SIXTEEN CUSTOM FUNCTIONS.

PERSONALIZING YOUR SHOOTING STYLE WITH "YES/NO" SWIFTFNESS.

Custom functions tailor your EOS camera according to personal preferences and shooting styles. Select advanced features

such as depth-of-field preview and mirror lock. Experiment with light by canceling the AF auxiliary light or by activating second-curtain sync with the built-in flash. The personal touch can be set in an instant.



Mirror lock. *The silent, vibration-free mirror-lock feature (activated by Custom Function 12) is a great advantage for certain types of nature and close-up photography.*


CUSTOM FUNCTIONS

CF1	Sets automatic film rewind to high-speed mode.	Film is rewound at approximately twice the speed of standard rewind mode.
CF2	Leaves the film leader outside the cartridge after rewinding.	This function is useful if you develop your own film or plan to reload partially used film after rewinding in mid-roll.
CF3	Cancels automatic film speed setting with DX-coded film.	Use this function when you wish to compensate the film speed or manually set effective film speeds obtained from independent testing.
CF4	Switches the autofocus start function from the shutter button to the AE lock button.	When this function is set, autofocus will not start when the shutter button is pressed halfway. The AE lock button simultaneously locks the exposure setting and initiates autofocus. This custom function cannot be used together with CF6 or CF11.
CF5	Changes single exposure operation to allow the next exposure only after the shutter button is fully returned to the off position.	Setting this function ensures that a fresh meter reading will be taken before each exposure.
CF6	Changes the function of the AE lock button to temporarily stop autofocusing operation in AI Servo AF mode	Use this function when you wish to temporarily fix the focus at a certain point when shooting sports or action with AI Servo AF. This custom function cannot be used together with CF4.
CF7	Prohibits firing of the AF auxiliary light during autofocusing.	This function is useful to keep the AF auxiliary light from appearing in other people's pictures in situations where many people are taking pictures of the same scene.
CF8	Prohibits cancellation of multiple exposure mode after a single frame.	Use this function when making multiple exposures on successive frames to keep from having to reset multiple exposure mode for every frame. To check the current frame number, keep the shutter button held pressed after the last exposure in a multiple exposure sequence.
CF9	Fixes the shutter speed at 1/200 sec. when using flash.	When shooting indoors with flash in aperture-priority AE mode, the camera is likely to set a slow shutter speed which can result in blur caused by camera shake. This custom function prevents this from happening by fixing the shutter speed at 1/200 sec. regardless of the lighting conditions.
CF10	Prohibits superimposed AF frames in the viewfinder.	When a subject is focused, the AF frame used for focusing normally lights red in the viewfinder. Setting this custom function stops this from happening.
CF11	Adds Depth-of-Field Check function to AE lock button.	Setting this function lets you use the AE lock button to check the depth-of-field after the subject is focused and exposure is set. This custom function cannot be used together with CF4.
CF12	Enables shooting with the mirror locked up.	When the shutter button is pressed completely in self-timer mode, the mirror moves up immediately and the picture is taken two seconds later.
CF13	Cancels the metering timer function.	Setting this function cancels the timer which continues metering for six seconds after your finger is removed from the shutter button, thus saving battery power.
CF14	Changes the sync timing of the built-in flash from first curtain sync to second curtain sync.	Flash firing synchronizes with the travel of the second shutter curtain, providing a more natural effect when using slow shutter speeds.
CF15	Links spot metering to the selected AF frame (only when the AF frame is selected by the user).	Setting this function lets you carry out spot metering at the same point as the selected AF frame, eliminating the need to change the scene composition during metering.
CF16	Cancels automatic flash reduction control.	Setting this function cancels the automatic flash reduction control which normally operates in bright light, thus preventing the underexposure which can occur with subjects backlit by a strong light source such as the afternoon sun.

- If both CF4 and CF6 are set, only CF4 is used.
- If both CF4 and CF11 are set, only CF4 is used.

PROFESSIONAL FEATURES.

Canon goes well beyond the basics to give you superior, professional features.



Variable Diopter Eyepiece.
A2 only.

PC terminal: A separate flash unit can be connected to the camera via this terminal.

Remote control socket: An important feature for optional remote-control accessories.

Variable diopter: On the EOS A2, a built-in variable diopter adjusts from -2.75 to +0.75 dpt., operated by an 8-position slide switch above the viewfinder eyepiece.



NEW, OPTIONAL VERTICAL GRIP VG 10 WITH 5 DEDICATED CONTROLS.

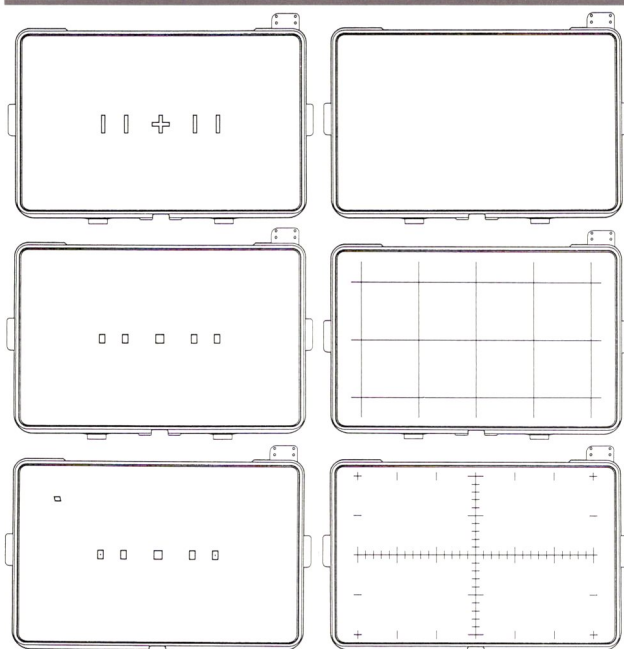
This stunning option results in vertical shooting performance equal to horizontal shooting in virtually every way. The grip is

ergonomically designed with three-dimensional, curved surfaces for extremely comfortable operation. It also features a vertical-position shutter button, main dial, AE lock/Custom Function select button and AF focusing point selection button.



REMOTE CONTROL OPTIONS.

For specialized shooting such as close-up or nature photography, remote control options assure steady, undisturbed shots.




INTERCHANGEABLE FOCUSING SCREENS.

From general to architectural to close-up shooting, six focusing screens add versatility and precision to your viewfinder.

CANON EOS SYSTEM.

THE COMPREHENSIVE SYSTEM OF AUTOFOCUSING LENSES AND ACCESSORIES.

The EOS A2 and EOS A2E are fully compatible with more than 40 EF lenses, including more than 20 ultra-fast, ultra-quiet Ultrasonic lenses. The silent Ultrasonic Motor complements the Whisper Drive film transport system. Moreover, combining precision Canon optics with precise AF response leads directly to optimizing overall shooting performance. Canon zoom lenses offer special value to the discerning photographer. Name the focal length. From ultra-wide to super telephoto, there's a Canon lens for your next great picture.





EF LENSES.

Canon EF Lens	Focus Drive	Angle of View	Groups/Elements	Minimum Aperture (f)
SINGLE FOCAL LENGTH				
Fisheye EF 15mm f2.8	AFD	180°	7-8	22
EF 14mm f2.8L (USM)	Ultrasonic	114°	10-13	22
EF 20mm f2.8 (USM)	Ultrasonic	94°	9-11	22
EF 24mm f2.8	AFD	84°	10-10	22
EF 28mm f2.8	AFD	75°	5-5	22
EF 35mm f2.0	AFD	63°	5-7	22
EF 50mm f1.0L (USM)	Ultrasonic	46°	9-11	16
EF 50mm f1.8II	MM	46°	5-6	22
EF 85mm f1.2L (USM)	Ultrasonic	28° 30'	7-8	16
EF 85mm f1.8 (USM)	Ultrasonic	28° 30'	7-9	22
EF 100mm f2.0 (USM)	Ultrasonic	24°	6-8	22
EF 135mm f2.8 w/SoftFocus	AFD	18°	6-7	32
EF 200mm f1.8L (USM)	Ultrasonic	12°	10-12	32
EF 200mm f2.8L (USM)	Ultrasonic	12°	7-9	32
EF 300mm f2.8L (USM)	Ultrasonic	8° 15'	7-9	32
EF 300mm f4.0L (USM)	Ultrasonic	8° 15'	7-8	32
EF 400mm f2.8L (USM)	Ultrasonic	6° 10'	9-11	32
EF 500mm f4.5L (USM)	Ultrasonic	5°	6-7	32
EF 600mm f4.0L (USM)	Ultrasonic	4° 10'	8-9	32
ZOOMS				
EF 20-35mm f2.8L	AFD	94° - 63°	12-15	22
EF 28-80mm f3.5-5.6 (USM)	Ultrasonic	75° - 30°	9-10	22-38
EF 28-80mm f2.8-4.0L (USM)	Ultrasonic	75° - 30°	11-15	22
EF 28-105mm f3.5-4.5 (USM)	Ultrasonic	75° - 23° 30'	12-15	22-29
EF 35-80mm f4.0-5.6 (USM)	Ultrasonic	63° - 30°	8-8	22-32
EF 35-80mm f4.0-5.6	MM	63° - 30°	8-8	22-32
EF 35-105mm f4.5-5.6 (USM)	Ultrasonic	63° - 23° 30'	12-13	22-29
EF 35-105mm f4.5-5.6	MM	63° - 23° 30'	12-13	22-27
EF 35-135mm f4.0-5.6 (USM)	Ultrasonic	63° - 18°	12-14	22-32
EF 35-350mm f3.5-5.6 (USM)+	Ultrasonic	63° - 3° 30'	15-21	22-32
EF 75-300mm f4.0-5.6	MM	32° - 8° 15'	9-13	32-45
EF 75-300mm f4.0-5.6 (USM)	Ultrasonic	32° - 8° 15'	9-13	32-45
EF 70-210mm f3.5-4.5 (USM)	Ultrasonic	34° - 11° 20'	10-14	27-32
EF 80-200mm f4.5-5.6	MM	30° - 12°	7-10	22-27
EF 80-200mm f4.5-5.6 (USM)	Ultrasonic	30° - 12°	7-10	22-27
EF 80-200mm f2.8L	AFD	30° - 12°	13-16	32
EF 100-300mm f4.5-5.6 (USM)	Ultrasonic	24° - 8° 15'	10-13	32
EF 100-300mm f5.6L	AFD	24° - 8° 15'	10-15	32
MACRO				
EF 50mm f2.5 Compact Macro	AFD	46°	8-9	32
EF 100mm f2.8 Macro	MM	24°	9-10	32
TILT SHIFT *				
TS-E 24mm f3.5L	Manual	84°	9-11	22
TS-E 45mm f2.8	Manual	51°	9-10	22
TS-E 90mm f2.8	Manual	27°	5-6	32
EXTENDERS				
EF 1.4x**	-	-	4-6	-
EF 2x**	-	-	5-7	-
Life Size Converter EF***	-	-	3-4	-

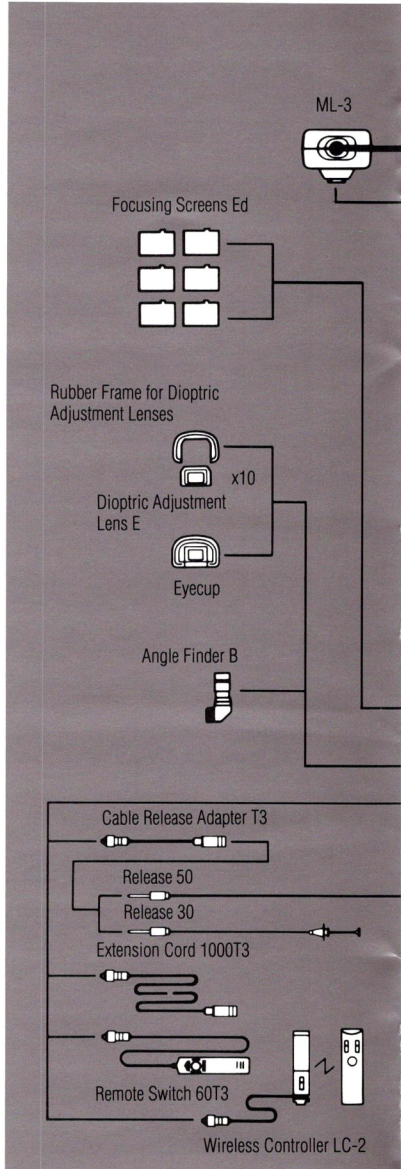
Note: Lenses marked (USM) use Canon's Ultrasonic Motor for focusing. Lenses marked AFD use Canon's Arc Form Drive; Lenses marked MM use Canon's MicroMotor. DI = Drop-in Filter, # = With Hood Adapter 62 - * TS-E Lenses are manual focus with automatic diaphragm.

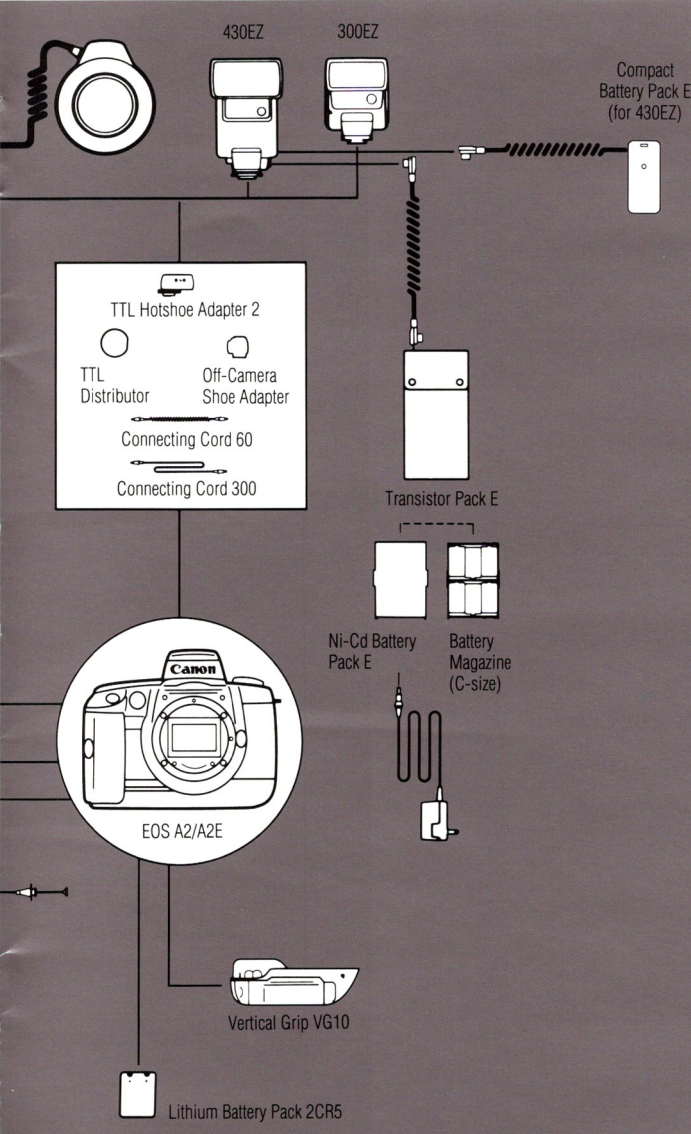
Closest Focusing Distance		Filter Size (mm)	Lens Hood	Length		Weight	
(ft.)	(m.)			(in.)	(mm)	(lb./oz.)	(g)
0.7	0.2	Gelatin	Built-In	2-7/16	62.2	11.6	330
0.8	0.25	Gelatin	Built-In	3-1/2	89.0	19.8	560
0.8	0.25	72mm	EW-75	2-13/16	70.6	17.5	500
0.8	0.25	58mm	EW-60	1-7/8	48.5	9.5	270
1.0	0.3	52mm	EW-65	1-11/16	42.5	6.5	185
0.8	0.25	52mm	EW-65	1-11/16	42.5	7.4	210
2.0	0.6	72mm	ES-79	3-3/16	81.5	2.2 lb.	985
1.5	0.45	52mm	ES-62	1-5/8	41.0	4.6	130
3.1	0.95	72mm	ES-79	3-5/16	84.0	2.3 lb.	1,025
2.9	0.85	58mm	ET-65II	2-13/16	71.5	15.4	440
2.9	0.9	58mm	ET-65II	2-7/8	73.5	16.1	460
4.3	1.3	52mm	ET-62II	3-7/8	98.4	13.8	390
8.2	2.5	48mm DI	ET-123	8-3/16	208	6.6 lb.	3,000
4.9	1.5	72mm	Built-In	5-3/8	136.2	1.7 lb.	790
9.8	3.0	48mm DI	ET-118	9-9/16	253	6.3 lb.	2,855
8.2	2.5	77mm	Built-In	8-3/8	213.5	2.6 lb.	1,165
13.2	4.0	48mm DI	ET-161B	13-3/4	348	13.5 lb.	6,100
16.4	5.0	48mm DI	ET-123B	15-3/8	390	6.6 lb.	3,000
19.7	6.0	48mm DI	ET-161	18	456	13.2 lb.	6,000
1.6	0.5	72mm	EW-75	3-1/2	89	1.2 lb.	540
1.6	0.5	58mm	EW-68A	3-1/16	77.5	11.7	330
1.6	0.5	72mm	EW-79	4-3/4	120	2.1 lb.	945
1.6	0.5	58mm	EW-63	2-15/16	75	12.78	365
1.2	0.37	52mm	EW-54	2-3/8	61	6.0	170
1.2	0.37	52mm	EW-62#	2-3/8	61	6.7	190
2.9	0.85	58mm	EW-60B	2-1/2	63	9.9	280
2.9	0.85	58mm	EW-68A	2-1/2	63	9.9	280
2.5	0.75	58mm	EW-62	3-3/8	86	15	425
2.2	0.67	72mm	EW-78	6-9/16	167.4	47.25	1,350
4.9	1.5	58mm	ET-65II	4-3/4	122	1.1 lb.	500
4.9	1.5	58mm	ET-60	4-3/4	122	1.1 lb.	495
3.9	1.2	58mm	ET-65II	4-3/4	121	1.2 lb.	550
4.9	1.5	52mm	ET-62II#	3-1/16	78	9.3	265
4.9	1.5	52mm	ET-54	3-1/16	78	9.1	260
5.9	1.8	72mm	ES-79	7-5/16	186	2.9 lb.	1,330
4.9	1.5	58mm	ET-65II	4-3/4	121	1.2 lb.	540
4.6	1.4	58mm	ET-62II	6-9/16	167	1.5 lb.	695
0.75	0.23	52mm	None	2-1/2	63	9.9	280
1.0	0.3	52mm	None	4-1/8	105.5	1.4 lb.	650
1.0	0.3	72mm	EW-75B	3-7/16	87	1.2 lb.	570
1.4	0.4	72mm	EW-79B	3-9/16	90	1.4 lb.	645
1.6	0.5	58mm	ES-65II	3-7/16	88	1.2 lb.	565
-	-	-	-	1-1/16	27.3	7.1	200
-	-	-	-	2	50.5	8.5	240
-	-	-	-	1-3/6	34.9	5.6	160

** Extenders EF1.4x & EF 2x are for exclusive use with EF 200mm f1.8L, 200mm f2.8L, 300mm f2.8L, 300mm f4.0L, 400mm f2.8L, 500mm f4.5L & 600mm f4.0L (Manual Focus only when Extender EF 1.4x is used with EF 500mm f4.5L or when Extender EF 2x is used with EF 300mm f4.0L, 500mm f4.5L & 600mm f4.0L.) *** Life Size Converter EF is for exclusive use with EF 50mm f2.5 Compact Macro. + Available soon.

YOUR CONNECTION TO SPECIALIZATION.

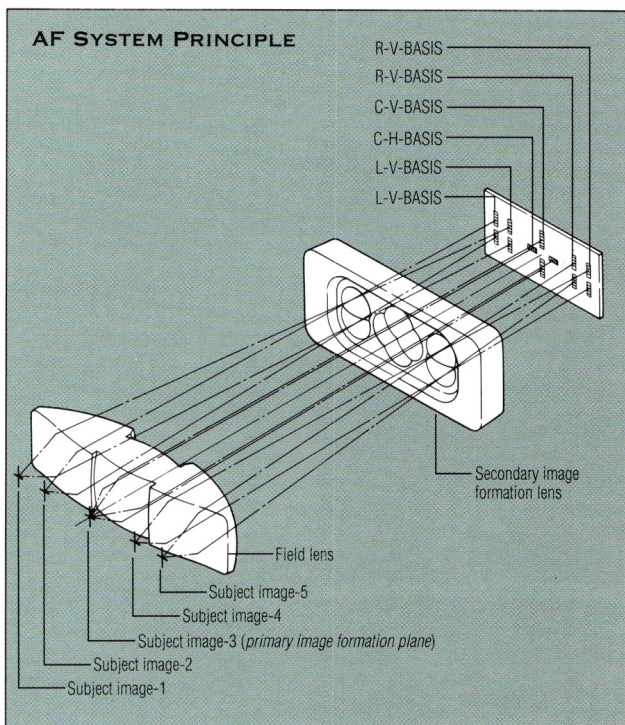
The Canon family of cameras, lenses and accessories is widely recognized as an international leader in fine photography. Every component is meticulously designed and crafted to connect with each other, and to connect you with years of photographic enjoyment.





CANON EOS A2/A2E: A TECHNICAL FEAT FOR THE RECORD BOOKS.

FIVE-POINT CROSS-TYPE BASIS AUTOFOCUSING SYSTEM.



The EOS A2/A2E's autofocus system, like previous EOS cameras, offers high speed, high precision and superior performance in low light. However, for even more flexible focusing, each new model boasts five focusing points and a newly developed multi-sensor BASIS (Base-Stored Image Sensor) in a II + II configuration. The focusing principle is the same type of TTL-SIR (Through The Lens - Secondary Image Registration) system used in previous EOS SLRs, and is fully functional with all EF lenses. Use of the multi-sensor BASIS

enables detection of subject images in the center of the picture frame, in two locations to the left of center, and in two locations to the right of center. The 15mm left-to-right autofocus spread and five focusing points afford greater control for the photographer and realize even greater subject tracking ability.

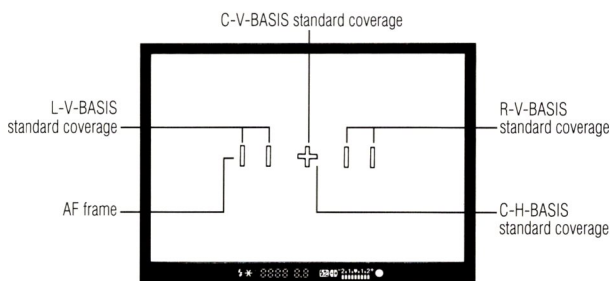
In addition to the EOS A2E's exclusive Eye Controlled Focus system, both new models are equipped with a choice of automatic or manual focusing point selection. In automatic focusing point selection mode, the A2

and A2E utilize Canon's unique Advanced Flexible Autofocus System (AFAS) to determine which of the five focusing points is correct. The user can also choose which focusing zone to use by turning the main input dial after pressing the manual focusing point selector button.

Four focusing modes are provided — One-shot AF, AI Servo AF, AI Focus and manual focusing. One-shot AF mode is recommended for stationary subjects and allows focus lock for added creative control. The camera's AI Servo predictive AF delivers a sharp image of a subject moving toward or away from the camera in a straight line by predicting the position of the subject at the time of exposure. In automatic focusing point selection mode, the side focusing points are constantly in focus-ready mode, so that an in-focus subject in the center of the frame will be held in focus even if movement occurs toward one of the side sensors. AI Focus, available exclusively in the

camera's Full Auto mode, can automatically switch from One-shot AF and AI Servo predictive AF when subject movement is detected. Manual focusing is possible with all current EF lenses.

The A2 and A2E are also equipped with a built-in AF auxiliary light that projects (when needed) a patterned image on subjects between 3 and 23 feet from the camera, thus permitting the camera to focus automatically even in complete darkness. Manufacturing process improvements and transfer of part of the control circuit to the I/O section realizes an AF sensor chip which is 64% smaller than the chip used in the EOS 10s. Also, by incorporating a dedicated communications circuit, data transfer between ICs inside the camera is ten times faster than the EOS 10s, enabling high-speed focusing on a par with the world's fastest auto-focus SLRs despite the fact that five focusing points are used instead of three.

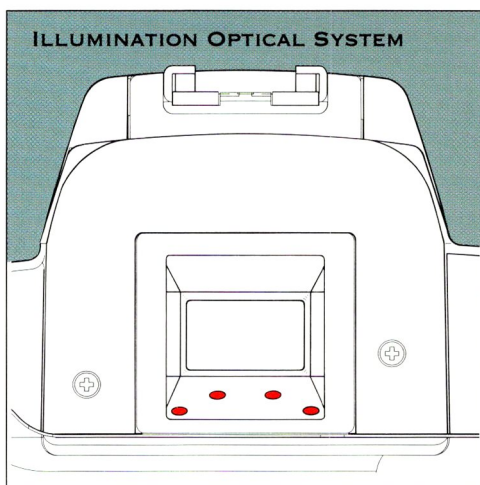


CANON'S EXTRAORDINARY EYE CONTROLLED FOCUS.

The optical system of the EOS A2E's Eye Controlled Focus function utilizes two pairs of infrared light-emitting diodes (IREDs) incorporated into the eyepiece frame to illuminate the photographer's eye for a fraction of a second when the shutter button is pressed. This brief interval, approximately 1/5 second, is enough time for the camera to detect the photographer's line of sight. (In One-shot AF mode, the IREDS continue to illuminate the eye for up to 5 seconds if the

at a special mark in the upper left corner of the viewfinder.) The intensity of infrared lighting impinging on the user's pupil is approximately 0.3 milliwatts (mw), which is fully compliant with ANSI standard Z136.1-1986. This ensures no possibility of harm to the user's eye.

The infrared light reflected from the eye into the camera's viewfinder is refracted by a beamsplitter through a condenser lens to a CCD area sensor, where it forms an image of the



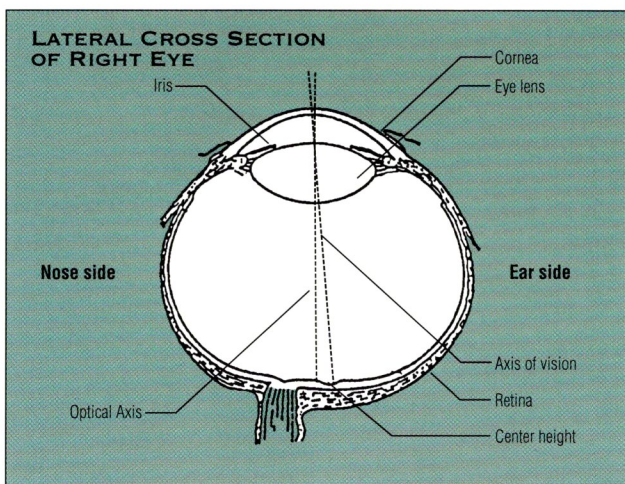
eyeball as well as a pair of corneal reflection images for evaluation by the Eye Controlled Focus system. When the Eye Controlled Focus system detects that the photographer is

shutter button is held pressed after focusing is completed. During this time, you can stop down the lens aperture for a depth-of-field check by looking

wearing eyeglasses or contact lenses, the camera automatically switches to an outer pair of IREDs.

The A2E's Eye Controlled Focus system determines the rotation angle of the eyeball's optical axis. However, the A2E determines the actual direction in which the person is looking by the eyeball's axis of vision, which varies from person to person. Because the

To acquire the data necessary to compensate for this shift, the Eye Controlled Focus system is designed with the ability to add new data to previously recorded individual calibration settings. In other words, the Eye Controlled Focus system can accumulate



axis of vision is typically offset from the optical axis by an angle of 5~7 degrees toward the nose, and also because of individual differences in eyeball size, the Eye Controlled Focus system employs a calibration procedure (previously described on page 10) to compensate for these factors and thereby improve the detection process.

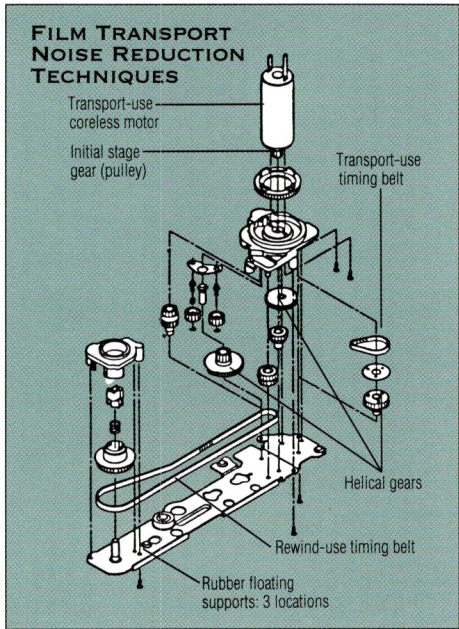
The eyeball's axis of vision commonly shifts as the diameter of the pupil changes due to variations in lighting conditions.

data through repeated calibrations of the same calibration number in various indoor and outdoor conditions to improve line of sight detection precision with each calibration.

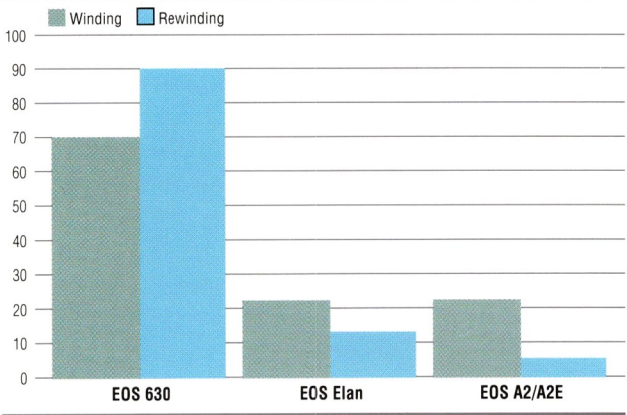
If two or more users accidentally perform the calibration procedure at the same calibration number, the calibration data stored in that number can be erased by simultaneously pressing the AE lock button and the focusing point selection button while the A2E is set for calibration at that number.

WHISPER DRIVE FILM TRANSPORT.

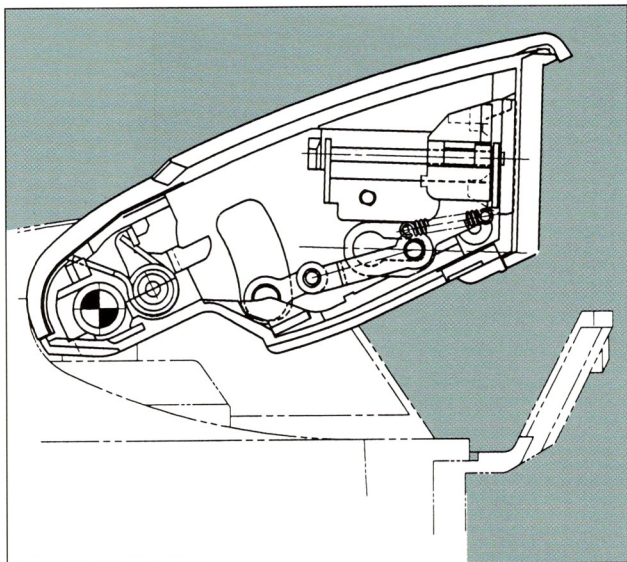
Both the EOS A2 and A2E use an improved version of the Whisper Drive film transport system first introduced with the EOS Elan. Top speed is increased to 5 fps (frames per second) in One-shot AF and manual focus, and up to 3 fps in Focus Prediction AI Servo AF. While film winding is approximately as silent as with the Elan, rewinding can be much quieter. There are two rewind speeds available: high speed, which rewinds film at the same noise level as the



Elan but twice as fast; or silent rewind, which rewinds the film at the same speed as the Elan, but approximately 2.5 times quieter.




MULTI-FUNCTION AUTOZOOM FLASH.



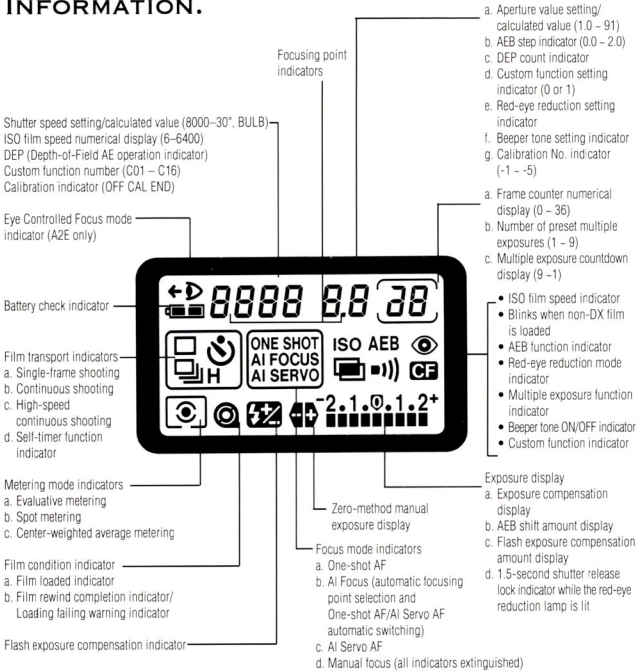
The EOS A2/A2E flash system begins with a built-in flash that features autozoom from 28-80mm, red-eye reduction and second-curtain sync. Flash exposure compensation values set on the body now control not only the built-in flash, but also any E-Series or EZ-Series Canon Speedlite. The A2 and A2E thus add ± 2 step flash-fill ratio control in 1/2-step increments to Speedlites that did not previously offer the feature, such as the 420EZ, 300EZ, 200E and 160E. Additionally, TTL flash exposure

is controlled by a dedicated multi-zone sensor that corresponds to the focusing point in use for increased accuracy with off-center subjects. Last, but definitely not least, the new cameras feature a threaded PC terminal for use with non-dedicated flash units and studio strobes. There's even a new exposure mode (X mode) that simplifies camera operation with PC-type strobes. In X mode, apertures are set in 1/2-stops using the main dial, while shutter speeds can be set from 1/60 to 1/200 sec. using the Quick Control Dial.

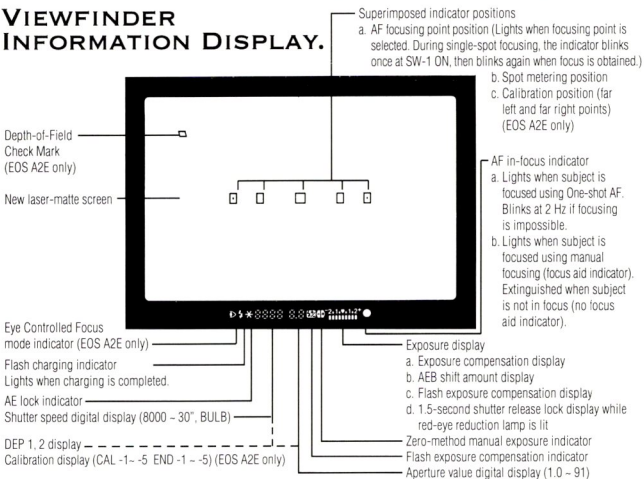
NOMENCLATURE.



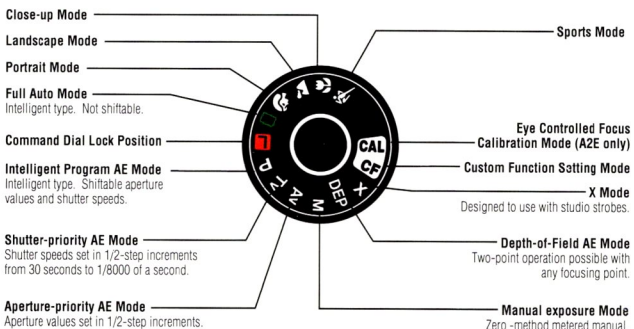
LCD PANEL INFORMATION.



VIEWFINDER INFORMATION DISPLAY.



COMMAND DIAL.



SPECIFICATIONS.

Type and Major Components

Type: 35mm focal plane shutter SLR (Single-Lens Reflex) with autofocus, auto exposure, built-in flash and built-in motor drive.

Lens Mount: Canon EF Mount (electronic signal transfer system).

Usable Lenses: Canon EF lenses.

Viewfinder: Fixed eye-level pentaprism. Gives 92% vertical, 94% horizontal coverage of actual picture area and 0.73x magnification with 50mm lens at infinity. Eyepoint: 20mm.

Dioptic Adjustment: EOS A2E: Built-in eyepiece is adjusted to -1 dpt. EOS A2: Built-in variable diopter adjustment, -2.75 to +0.75 dpt. via 8-position click slide switch above viewfinder eyepiece.

Focusing Screens: Interchangeable, full-surface laser-matte screens, exchanged from the lens mount. Six screens available.

Mirror: Quick-return half-mirror (60% reflection/40% transmission).

Shutter: Vertical-travel focal plane shutter with all speeds electronically controlled.

Shutter Speeds: 1/8000 - 30 sec. and bulb. Maximum X-sync is 1/200 sec. Manual settings possible in 1/2-step increments.

Viewfinder Information:

1) Inside image area: (using EOS A2E standard screen) Five autofocus frames and Depth-of-Field Check mark, illuminated by a super-imposed display.

2) Below image area: (from left to right) Eye Controlled Focus indicator (A2E only), flash ready symbol, AE lock symbol, shutter speed/calibration/DEP indicator, flash exposure compensation symbol, manual exposure level indicator, exposure compensation scale/AEB step/red-eye reduction display, AF in-focus indicator.

Autofocus

AF Control System: TTL-SIR (Secondary Image Registration) phase detection type using Cross-type multi-sensor BASIS (Base Stored Image Sensor) and five focusing points.

Focusing Point Selection: Eye Controlled Focus (A2E only), Automatic Focusing Point Selection, Manual Focusing Point Selection.

Focusing Modes: One-shot AF, AI Servo AF, AI Focus, manual focus.

AF Working Range: EV 0 to 18 at ISO 100.

AF Auxiliary Light: Automatically emitted when necessary in a pattern corresponding to the 5 focusing points.

Exposure Control

Light Metering: TTL full-aperture metering using SPC (silicon photocell). Three metering modes available: 16-Zone Evaluative metering (corresponds to 5 focusing points), Spot metering (occupies approx. 3.5% of the image area), and Center-weighted average. Evaluative metering algorithm changes when camera is held vertically.

Metering Range: EV 0 to 20, conversion with 50mm f1.4 lens at ISO 100 (normal temperature).

Flash Metering: Multi-Zone TTL flash metering using 3-segment SPC (corresponds to 5 focusing points).

Exposure Modes:

(Creative Zone) Intelligent Program AE, Shutter-priority AE, Aperture-priority AE, Depth-of-Field AE, Manual, X mode (for studio flash).

(Image Zone) Full Auto (Green Zone), Programmed Image Control (Portrait, Landscape, Close-up & Sports).

(Flash) A-TTL Flash AE, TTL Flash AE.

Camera Shake Warning: Beeper tone automatically emitted when shutter speed becomes 0 to 0.5 steps below 1/focal length in Image Zone exposure modes.

Multiple Exposures: Up to 9 exposures can be preset. Automatically clears upon completion.

Exposure Compensation: ±2 steps in 1/2-step increments in Creative Zone AE modes.

Flash Exposure Compensation: ±2 steps in 1/2-step increments in Creative Zone modes.

Auto Exposure Bracketing: ±2 steps in 1/2-step increments in Creative Zone modes.

Three exposures are taken in sequence: correct according to the camera's meter, underexposed, and overexposed.

Depth-of-Field Check: By Eye Controlled operation of Depth-of-Field Check mark in viewfinder (A2E only), also by pressing Custom Function/AE lock button in Creative Zone modes with Custom Function #11 on.

Film Transport

Transport System: Whisper Drive™ silent film transport using 2 miniature coreless motors, aramid fiber-reinforced belt drive, and sprocketless spool drive.

Film Speed Setting: Automatically set in 1/3-step increments according to DX code (ISO 25-5000) or set by user (ISO 6-6400).

Film Loading: Automatic. Film automatically advances to first frame when back cover is closed.

Film Wind: Automatic using dedicated miniature coreless motor. Three modes are available: Single, Continuous and High-speed Continuous. Maximum winding speed: Approx. 5 frames per second in One-shot AF and manual focus, approx. 3 frames per second in Focus Prediction AI Servo AF.

Film Rewind: Automatic at end of roll. Two rewinding speeds available: Silent and High-speed. Mid-roll rewind possible.

Built-in Flash

Type: Retractable type TTL automatic zoom flash housed in pentaprism. Bypass control system.

Coverage Angle: Automatically zooms to cover the field of view of 28mm, 50mm and 80mm focal lengths.

Guide Number (ISO 100, ft.): 43 (28mm) – 50 (50mm) – 56 (80mm)

Coupling Range (ISO 100): With f2.8 or faster lenses, 3.3–15.4 ft. at 28mm, 3.3–20.1 ft. at 80mm.

Recycling Time: Approx. 2 sec.

Firing Conditions: In all exposure modes, forced firing is possible by popping up the flash with the flash pop-up switch.

X-sync Shutter Speed:

1) Program and Image Zone modes: Automatically set from 1/60-1/200 sec. according to TTL and A-TTL Flash Program.

2) Aperture-priority AE: Automatically set from 30 sec.-1/200 sec. according to user-set aperture value and ambient light level.

3) Shutter-priority AE, Manual: Set by user from 30 sec.-1/200 sec. in 1/2-step increments (Flash can also be used on bulb setting).

4) X mode: Set by user from 1/60-1/200 sec. in 1/2-step increments.

Other

Remote Control: Canon T3 threaded remote control socket located on side of grip.

External Flash: Dedicated hot shoe above pentaprism, and threaded PC terminal on side of body.

Custom Function Control: Sixteen custom functions available. Set or canceled by operation of Command Dial and main input dial.

Power Source

Battery: One 6-Volt lithium battery (2CR5).

Battery Check: Automatically checked when camera is turned on and before every exposure. Indicated by a 4-step display on external LCD panel.

Shooting Capacity (24 exp. rolls):

EOS A2E (with Eye Controlled Focus ON/OFF)


Temperature	0% Flash	50% Flash	100% Flash
Normal Temperature (68°F/20°C)	40/50	20/23	12/15
Low Temperature (4°F/-20°C)	15/18	9/11	—

Dimensions

Size (EOS A2E & A2): 6-1/16(W)x4-3/4(H)x2-15/16(D) in.; 154(W)x121(H)x75(D)mm

Weight: EOS A2E: 23.6oz./675gr.
EOS A2: 23.3oz./665gr.
(without battery; 2CR5 adds 1.4 oz./40 gr.)

A SYMBOL IS A PROMISE.



Canon's high-performance cameras help photographers, from snapshotters to pros, get just the images they want; filled with split-second action and excitement.

Canon

SO ADVANCED...IT'S SIMPLE

- U.S.A.** CANON U.S.A., INC. HEADQUARTERS
One Canon Plaza, Lake Success, NY 11042, U.S.A.
CANON U.S.A., INC. NEW JERSEY OFFICE
100 Jamesburg Rd., Jamesburg, NJ 08831, U.S.A.
CANON U.S.A., INC. ATLANTA OFFICE
5625 Oakbrook Parkway, Norcross, GA 30093, U.S.A.
CANON U.S.A., INC. CHICAGO OFFICE
100 Park Blvd., Itasca, IL 60143-2693, U.S.A.
CANON U.S.A., INC. LOS ANGELES OFFICE
15955 Alton Pkwy., Irvine, CA 92718, U.S.A.
CANON U.S.A., INC. SANTA CLARA OFFICE
2051 Mission College Blvd., Santa Clara, CA 95054, U.S.A.
CANON U.S.A., INC. DALLAS OFFICE
3200 Regent Blvd., Irving, TX 75063-3145, U.S.A.
CANON U.S.A., INC. HONOLULU BRANCH
1020 Auahi St., Bldg. #8, Honolulu, HI 96814, U.S.A.
CANON U.S.A., INC. WASHINGTON, D.C. OFFICE
5701 General Washington Drive, Alexandria, VA 22312, U.S.A.

- CANADA** CANON CANADA INC. HEADQUARTERS
6390 Dixie Road, Mississauga, Ontario L5T 1P7, Canada
CANON CANADA INC. MONTREAL SERVICE CENTRE
10652 Côte de Liesse, Lachine, Quebec H8T 1A5, Canada
CANON CANADA INC. CALGARY OFFICE
2828 16th Street, N.E. Calgary, Alberta T2E 7K7, Canada

- CENTRAL & SOUTH AMERICA** CANON LATIN AMERICA, INC. DEPTO. DE VENTAS
Apartado 7022, Panamá 5, República de Panamá
CANON LATIN AMERICA, INC. CENTRO DE SERVICIO Y REPARACION
Apartado 2019, Zona Libre de Colón, República de Panamá

- CANON INC.** 7-1 Nishi-Shinjuku 2-Chome, Shinjuku-ku, Tokyo 163, Japan
Mailing address: P.O. Box 5050, Dai-ichi Seimei Building, Tokyo 163, Japan